

N

2
9
2
2
-
-
6
3
4
-
-
-
6
6
2
6
9
9
0
7
2
-
-
7
-
0
0
7
5
7
0
-
5
2
9
6

ION

(rs)

5

-
8
(8)

177
7,779

-
51

-
-

360
085

444

971
211

347
-

598
1,127

(683)
037

646)

-
-

1,086)
296

-
118

1,672)

1,318)
158

-
23

(376)
1,896


7,303
1,314)

1,243
-

1,243
1,929


Bonds and Notes Payable, current	-	-	-	-	-	-	-
Due to Other Funds	-	-	-	-	-	-	-
Total Current Liabilities	14,848,172	590,505	-	-	767,210	3,057,321	19,263,207


Restricted:							
Nonexpendable	-	-	-	9,884,670	-	-	9,884,670
Expendable	-	(688,148)	-	2,114,392	875,420	-	2,301,665
Unrestricted	36,294,706	-	-	30,501,754	9,731,189	-	76,527,649
Total Net Assets	36,294,706	(688,148)	-	42,500,816	56,774,681	-	134,882,056
Total Liabilities and Net Assets	\$ 51,142,878	\$ (97,643)	\$ -	\$ 42,500,816	\$ 57,541,891	\$ 3,057,321	\$ 154,145,263




Net Assets, End of Year	\$ 36,294,706	\$ (688,148)	\$ -	\$ 42,500,816	\$ 56,774,681	\$ 134,882,056
-------------------------	---------------	--------------	------	---------------	---------------	----------------

1	2	3	4	5	6	7	8	9	10	11	12	13	14	15	16	17	18	19	20	21	22	23	24	25	26	27	28	29	30	31	32	33	34	35	36	37	38	39	40	41	42	43	44	45	46	47	48	49	50	51	52	53	54	55	56	57	58	59	60	61	62	63	64	65	66	67	68	69	70	71	72	73	74	75	76	77	78	79	80	81	82	83	84	85	86	87	88	89	90	91	92	93	94	95	96	97	98	99	100
---	---	---	---	---	---	---	---	---	----	----	----	----	----	----	----	----	----	----	----	----	----	----	----	----	----	----	----	----	----	----	----	----	----	----	----	----	----	----	----	----	----	----	----	----	----	----	----	----	----	----	----	----	----	----	----	----	----	----	----	----	----	----	----	----	----	----	----	----	----	----	----	----	----	----	----	----	----	----	----	----	----	----	----	----	----	----	----	----	----	----	----	----	----	----	----	----	----	----	-----





(5) Plant Fund expenses are included in the category of Operation and Maintenance of Plant on the audited financial statements.



Total Endowment & Similar Funds

\$ 38,533,005

\$ 530

\$ 833,229

\$ 3,383,544

\$ -

\$ (249,492)

\$ 42,500,816

TELEPRESENCE PLANT	(58,990)	-	-	-	-	-	64,329	153,971	30,652
PS FINANCE EXPANSION	-	-	-	-	-	-	-	80,420	80,420
PS HR EXPANSION	-	-	-	-	-	-	7,884	252,912	245,028
F&PD RESERVE	-	-	-	-	-	-	-	100,000	100,000
Total Unrestricted	7,332,509	-	-	-	-	-	1,209,586	3,608,265	9,731,189
Total Unexpended Plant Funds	\$ 7,347,155	\$ 898,903	\$ 2,476	\$ 833	\$ -	\$ 1,251,023	\$ 3,608,265	\$ 10,606,609	

Total Capital Assets	101,255,622	5,692,343	(1,019,841)	105,928,124
Less Accumulated Depreciation:				
Building	12,970,082	412,306	-	13,382,388
Infrastructure	371,550	-	-	371,550
Library Books	-	-	-	-
Equipment	38,638,556	8,339,599	(972,041)	46,006,114
Total Accumulated Depreciation	51,980,188	8,751,905	(972,041)	59,760,052
Total Investment in Plant Capital Assets, Net	\$ 49,275,433	\$ (3,059,562)	\$ (47,800)	\$ 46,168,072

Total Agency Funds	\$	3,271,357	\$	5,166,487	\$	6,266,176	\$	2,171,668
--------------------	----	-----------	----	-----------	----	-----------	----	-----------