




llars)

09

3
<u>95</u>
(92)
3,866
<u>12,336</u>
2,470
324
-
-
-
<u>(738)</u>
18,166
<u>37,220</u>
10,160
9,613
-
87
<u>57,080</u>
38,914
<u>28,806</u>
10,108
10,735
-
(339)
119
-
<u>(3)</u>
10,512
404
-
-
15
-
(11)
<u>1,043</u>
1,451
<u>21,539</u>
-
21,539
22,990



Total Net Assets	23,130,886	205,280	134,895	2,008,250	1,860,675	-	27,339,986
Total Liabilities and Net Assets	\$ 26,545,145	\$ 5,606,042	\$ 134,895	\$ 2,008,250	\$ 1,860,675	\$ 102,782	\$ 36,257,789

Capital and Investment Activities and Transfers	10,070,000	200,000	7,700	69,000	(1,000)	10,070,000
---	------------	---------	-------	--------	---------	------------

Net Assets, Beginning of Year, Adjusted	19,513,534	242,199	131,183	1,908,941	1,194,463	22,990,319
Net Assets, End of Year	\$ 23,130,886	\$ 205,280	\$ 134,895	\$ 2,008,250	\$ 1,860,675	\$ 27,339,986

Net Nonoperating Revenues (Expenses) before							
Capital and Endowment Additions and Transfers	10,649,098	-	-	-	-	-	10,649,098

Net Assets, End of Year	\$	22,762,307	\$	-	\$	(1,531)	\$	370,110	\$	-	\$	23,130,886
-------------------------	----	------------	----	---	----	---------	----	---------	----	---	----	------------


Other Operating Revenues -			
F&A Recovery	-	(1,750,167)	(1,750,167)
Other	946,575	(208,823)	737,752
Total Operating Revenues	\$ 1,199,771	\$ 17,023,932	\$ 18,223,704

(F) Loan and Endowment Fund expenses are included in the category of Student Services on the audited financial statements.

(G) Plant Fund expenses are included in the category of Operation and Maintenance of Plant on the audited financial statements.

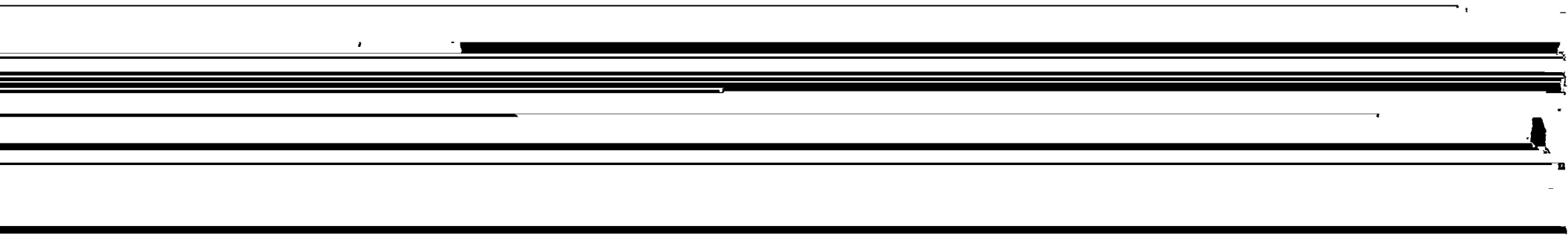
MO EXT LOAN & FELLOW	-	-	-	(1)	-	1	-
CASH & CASH EQUIVALENTS	(3,093)	-	-	3,697	-	-	604
Total Restricted	131,183	175	-	6,986	-	(3,449)	134,895
Unrestricted:							
Total Unrestricted	-	-	-	-	-	-	-
Total Loan Funds	\$ 131,183	\$ 175	\$ -	\$ 6,986	\$ -	\$ (3,449)	\$ 134,895

MES SCHUYLER COUNTY	147	-	4	-	-	-	131
MES STODDARD COUNTY	1,028	-	25	-	-	-	1,053
MES STONE COUNTY	693	-	16	-	100	-	609



SALEM TCRC EQUIP RES	35,762	-	-	-	-	-	-	23,724	59,486
UOE EQUIP RESERVE	420,645	-	-	-	-	12,884	200,000	607,761	
Total Unrestricted	876,923	-	-	-	-	42,370	750,733	1,585,286	
Total Unexpended Plant Funds	\$ 876,923	\$ -	\$ -	\$ -	\$ -	\$ 42,370	\$ 750,733	\$ 1,585,286	

Construction In Progress	-	-	-	-
Total Capital Assets	1,221,378	57,563	(96,022)	1,182,919
Less Accumulated Depreciation:				
Building	-	-	-	-
Infrastructure	-	-	-	-
Library Books	-	-	-	-
Equipment	903,838	92,580	(88,888)	907,529
Total Accumulated Depreciation	903,838	92,580	(88,888)	907,529
Total Investment in Plant Capital Assets, Net	\$ 317,541	\$ (35,017)	\$ (7,134)	\$ 275,390



10/1/2017	10/1/2017	10/1/2017	10/1/2017	10/1/2017
-----------	-----------	-----------	-----------	-----------