

Unrestricted	866,617,840	-	8,005,797	100,820,032	188,471,498	-	1,163,915,167
Total Net Assets	866,617,840	128,668,792	83,642,570	895,871,870	1,705,934,030	-	3,680,735,102
Total Liabilities and Net Assets	\$ 1,245,862,502	\$ 174,034,861	\$ 83,643,144	\$ 1,114,017,642	\$ 2,935,565,612	\$ 75,598,485	\$ 5,628,722,245

Capital and Endowment Additions and Transfers	96,151,896	71,188,512	1,774,322	55,819,877	(31,030,165)	193,904,443
---	------------	------------	-----------	------------	--------------	-------------

Net Assets, End of Year	\$ 866,617,840	\$ 128,668,792	\$ 83,642,570	\$ 895,871,870	\$ 1,705,934,030	\$ 3,680,735,102
-------------------------	----------------	----------------	---------------	----------------	------------------	------------------

Net Assets, End of Year	\$ 290,140,311	\$ 10,100,490	\$ 333,011,000	\$ 1,002,912	\$ 149,101,001	\$ 600,017,040
-------------------------	----------------	---------------	----------------	--------------	----------------	----------------


(F) Loan and Endowment Fund expenses are included in the category of Student Services on the audited financial statements.

(G) Plant Fund expenses are included in the category of Operation and Maintenance of Plant on the audited financial statements.


Performing Arts Center	13,025	1,302,167	1,292,269	(20,834)	2,090
Research Animal Diag Lab	9,807,091	11,530,283	7,251,417	(4,155,256)	9,930,701
Research Reactor	232	10,036,550	8,013,457	(2,023,547)	(222)
Television Station	-	5,887,030	5,805,101	(81,929)	-

Other Service Oper	2,928,581	3,403,135	5,371,149	(864,261)	2,090,306
Total Service Operations	\$ 9,324,551	\$ 10,118,036	\$ (10,144,501)	\$ (21,754,616)	\$ 7,832,472

LANDSCAPE DEVELOPMENT GIFTS FU	63,539	-	65,583	10,879	-	120,370	-	19,630
LAW SCHOOL BUILDING FUND GIFTS	815,379	-	-	30,258	-	-	544,266	1,389,903
JEFFERSON SCULPTURE	44,350	-	-	-	-	-	(44,350)	-




MEM UNION R&R RESERVE	11,976,746	-	-	-	-	14,956,550	13,117,428	10,137,624
PRINTING SVCS BLDG/EQUIP	-	-	-	-	-	101,649	101,649	-
SAS R&R	3,211,959	-	-	-	-	1,044,950	1,005,621	3,172,629

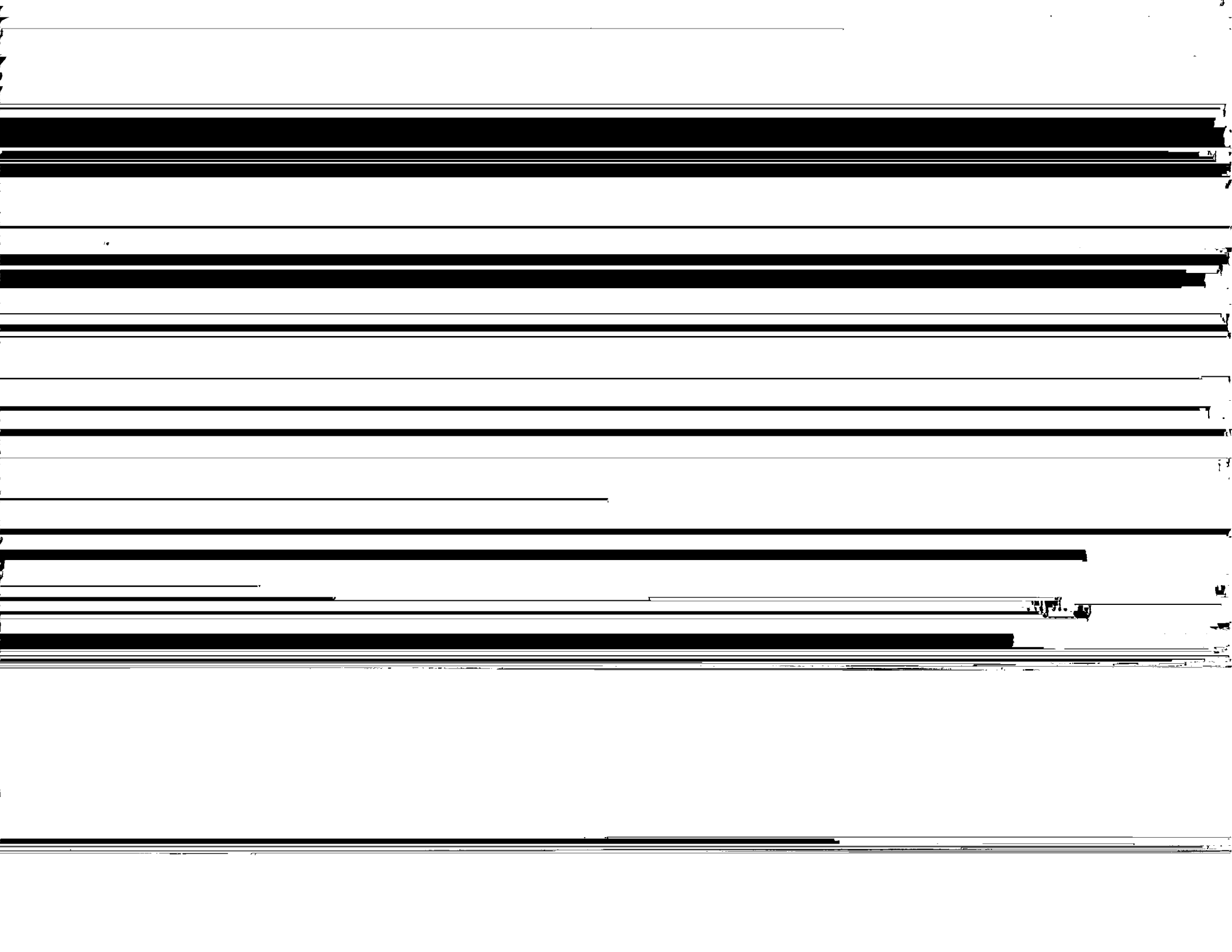


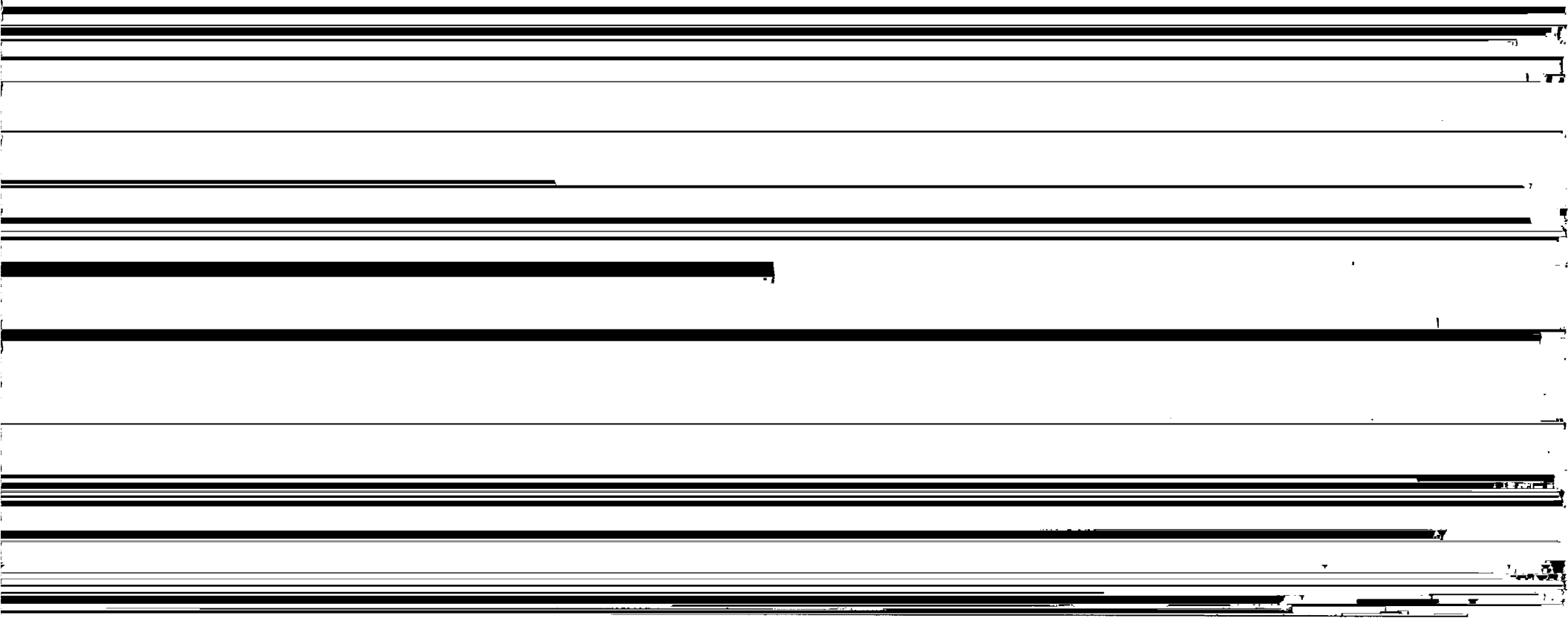
SYSTEM FAC 2009B CAPITAL POOL	-	-	-	-	-	-	1,767	1,767	-
SERVICE LEAGUE PLANT FUNDS	116,451	-	-	-	-	-	-	71,633	188,084
ELLIS AUXILIARY PLANT FUNDS	105,333	-	-	-	-	-	20,549	15,243	100,027
MRC GIFT SHOP PROCEEDS	331,171	-	-	-	-	-	-	45,547	376,718
CRH GIFT SHOP PROCEEDS	33,804	-	-	-	-	-	-	948	34,752

HOSPITAL HILL PARKING 2006B	-	-	-	475	-	3,985	4,689	1,179
OAK ST HOUSING - 2007B	-	-	-	1,683	-	8,651	7,403	434

Total Unrestricted	99,322,030	-	-	10,074,349	-	6,300,849	85,375,968	188,471,498
Total Unexpended Plant Funds	\$ 117,068,563	\$ 14,204,663	\$ 19,380,968	\$ 15,408,183	\$ 210,368,733	\$ 262,404,689	\$ 95,763,974	\$ 209,790,396







This page is intentionally left blank.