

IPED

2019-20 Data

Institution: University of Missouri-System Office (178439)

User ID: 29C0011

Finance - Public Institutions Using GASB Standards

General Information: GASB-Reporting Institutions (aligned form)

Reporting Reminder:

- To the extent possible, the finance data requested in this report should be provided from your institution's audited General Purpose Financial Statements (GPFS).
- Please refer to the instructions specific to each screen of the survey for details and references.


1. Fiscal Year Calendar

This report covers financial activities for the 12-month fiscal year: (The fiscal year reported should be the most recent fiscal year ending before October 1, 2020.)

Beginning: month/year (MMYYYY)	Month: <input type="text" value="7"/>	Year: <input type="text" value="2019"/>
And ending: month/year (MMYYYY)	Month: <input type="text" value="6"/>	Year: <input type="text" value="2020"/>

2. Audit Opinion

Did your institution receive an unqualified opinion on its General Purpose Financial Statements from your auditor for the fiscal year noted above? (If your institution is audited only in combination with another entity, answer this question based on the audit of that entity.)

- Unqualified
  Qualified (Explain in box below)
 Don't know OR in progress (Explain in box below)


3. Reporting Model

GASB Statement No. 34 offers three alternative reporting models for special-purpose governments like colleges and universities. Which model is used by your institution?

- Business-type activities
 Governmental Activities
 Governmental Activities with Business-Type Activities

4. Intercollegiate Athletics

- a) If your institution participates in intercollegiate athl



Part A - Statement of Net Position Page 2

Fiscal Year: July 1, 2019 - June 30, 2020			
Line No.	Description	Ending balance	Prior year Ending balance
<u>Capital Assets</u>			
21	<u>Land and land improvements</u>	3,840,895	3,840,895
22	<u>Infrastructure</u>	121,051,283	121,051,283
23	<u>Buildings</u>	21,493,515	21,493,515
32	Equipment, including art and <u>library collections</u>	76,073,144	77,165,866
27	<u>Construction in progress</u>	0	0
	Total for Plant, Property and Equipment CV = (A21+ .. A27)	222,458,837	223,551,559
28	<u>Accumulated depreciation</u>	122,372,690	119,360,602
33	Intangible assets, net of accumulated amortization	0	0
34	Other capital assets	12,172,087	11,899,817



Part D - Summary of Changes In Net Position

Part C-1 - Expenses by Functional Classification

Part M-1 - Pension Information

Fiscal Year: July 1, 2019 - June 30, 2020				
Line No.	Description	Current year amount		Prior Year amount
01	Pension expense	<input checked="" type="checkbox"/>	<input type="text" value="6,864,952"/>	217,961,092
02	Net Pension liability	<input checked="" type="checkbox"/>	<input type="text" value="31,345,117"/>	814,278,706
03	Deferred inflows related to pension	<input checked="" type="checkbox"/>	<input type="text" value="425,125"/>	24,985,428
04	Deferred outflows related to pension	<input checked="" type="checkbox"/>	<input type="text" value="10,767,269"/>	220,472,951




Part M-2 - Postemployment Benefits Other than Pension (OPEB) Information

Fiscal Year: July 1, 2019 - June 30, 2020			
Line No.	Description	Current year amount	Prior Year amount
05	OPEB expense	<input checked="" type="checkbox"/> <input type="text" value="22,356"/>	17,475,557
06	Net OPEB liability	<input checked="" type="checkbox"/> <input type="text" value="10,384,528"/>	453,640,028
07	Deferred inflows related to OPEB	<input checked="" type="checkbox"/> <input type="text"/>	

Part H - Details of Endowment Net Assets

Fiscal Year: July 1, 2019 - June 30, 2020			
Include not only endowment net assets held by the institution, but any assets held by private foundations affiliated with the institution.			
Line No.	Value of Endowment Net Assets	Market Value	Prior Year Amounts
01	Value of endowment net assets at the beginning of the fiscal year	209,618,492	205,616,212
02	Value of endowment net assets at the end of the fiscal year	212,887,431	209,618,492
03	Change in value of endowment net assets CV=[H02-H01]	3,268,939	
03a	New gifts and additions	711,293	
03b	Endowment net investment return	2,022,699	
03c	Spending distribution for current use	-8,279,803	
03d	Other CV=[H03-(H03a+H03b+H03c)]	8,814,750	

 You may use the box below to provide additional context for the data you have reported above. Context notes will be posted on the College Navigator website. Therefore, you should write all context notes using proper grammar (e.g., complete sentences with punctuation) and common language.


Part J - Revenue Data for the Census Bureau

Part K - Expenditure Data for the Census Bureau

Fiscal Year: July 1, 2019 - June 30, 2020						
Category		Total for all funds and operations (includes endowment funds, but excludes component units)	Education and general/independent operations	Auxiliary enterprises	Hospitals	Agriculture extension/experiment services
		(1)	(2)	(3)	(4)	(5)
02	Employee benefits, total	16,272,034	14,284,115	1,987,919	0	0
03	Payment to state retirement funds (may be included in line 02 above)	0	0	0	0	0
04	Current expenditures including salaries	144,157,795	126,353,505	17,804,290	0	0
Capital outlays						
05	Construction	0	0	0	0	0
06	Equipment purchases	230,889	230,889	0	0	0
07	Land purchases	0	0	0	0	0
08	Interest on debt					

Part L - Debt and Assets for Census Bureau, page 1

Fiscal Year: July 1, 2019 - June 30, 2020		
Debt		
	Category	Amount
01	Long-term debt outstanding at beginning of fiscal year	<input type="text" value="0"/>
02	Long-term debt issued during fiscal year	<input type="text" value="0"/>
03	Long-term debt retired during fiscal year	<input type="text" value="0"/>
04	Long-term debt outstanding at end of fiscal year	<input type="text" value="0"/>
05	Short-term debt outstanding at beginning of fiscal year	<input type="text" value="93,848,548"/>
06	Short-term debt outstanding at end of fiscal year	<input type="text" value="208,238,041"/>

 You may use the box below to provide additional context for the data you have reported above. Context notes will be posted on the College Navigator website. Therefore, you should write all context notes using proper grammar (e.g., complete sentences with punctuation) and common language that can be easily understood by

Part L - Debt and Assets for Census Bureau, page 2

Fiscal Year: July 1, 2019 - June 30, 2020		
Assets		
Category		Amount
07	Total cash and security assets held at end of fiscal year in sinking or debt service funds	0
08	Total cash and security assets held at end of fiscal year in bond funds	0
09	Total cash and security assets held at end of fiscal year in all other funds	1,471,850,046



Prepared by

Summary

Finance Survey Summary

IPEDS collects important information regarding your institution. All data reported in IPEDS survey components become available in the IPEDS Data Center and appear as aggregated data in various Department of Education reports. Additionally, some of the reported data appears specifically for your institution through the College Navigator website and is included in your institution's Data Feedback Report (DFR). The purpose of this summary is to provide you an opportunity to view some of the data that, when accepted through the IPEDS quality control process, will appear on the College Navigator website and/or your DFR. College Navigator is updated approximately three months after the data collection period closes and Data Feedback Reports will be available through the [Data Center](#) and sent to your institution's CEO in November 2020.

