

Fall Enrollment 2014-15

Institution: University of Missouri-Kansas City (178402)

User ID: 29C0011

Overview

Fall Enrollment Overview

The Fall Enrollment component collects student enrollment counts by level of student, enrollment status, gender and race/ethnicity. In addition, first-time student retention rates and the student-to-faculty ratio are collected. Every other year data on residence of first-time undergraduates is required and in opposite years, enrollment by student age is required to be reported.

Institutions operating on a traditional academic year calendar (semester, trimester, quaua4-1 -1.75(4)46()1.75(re)-46(po-46(rt F)6a)-42(l)4(l)4()T

Part Selection

<input type="radio"/>	

Fall Enrollment - CIPCODE Selection

		<input checked="" type="checkbox"/>	
		<input checked="" type="checkbox"/>	

Part A - Fall Enrollment for Full-Time Undergraduate Students

Enrollment as of the institution's official fall reporting date or as of October 15, 2014

Full-time Undergraduate Students

Race/Ethnicity Reporting Reminder:

- Report Hispanic/Latino individuals of any race as Hispanic/Latino
- Report race for non-Hispanic/Latino individuals only

Men

Enrolled for <u>credit</u>	<u>Degree/certificate-seeking</u>			Total degree/certificate-seeking	Non-degree/non-certificate-seeking	Total, <u>Full-time undergraduate students</u>
	<u>First-time</u>	<u>Transfer-in</u>	<u>Continuing/Returning</u>			
<u>Nonresident alien</u>	25	9	189	223	130	353
<u>Hispanic/Latino</u>	37	37	126	200	1	201
<u>American Indian or Alaska Native</u>	0	2	6	8	0	8
<u>Asian</u>	50	16	147	213	0	213
<u>Black or African American</u>	49	57	233	339	1	340
<u>Native Hawaiian or Other Pacific Islander</u>	0	0	4	4	0	4
<u>White</u>	223	259	1,179	1,661	9	1,670
Two or more races	30	17	66	113	0	113
<u>Race and ethnicity unknown</u>	12	20	90	122	2	124
Total men	426	417	2,040	2,883	143	3,026
Total men prior year	442	443	1,995	2,880	70	2,950

Women

Enrolled for <u>credit</u>	<u>Degree/certificate-seeking</u>			Total degree/certificate-seeking	Non-degree/non-certificate-seeking	Total, <u>Full-time undergraduate students</u>
	<u>First-time</u>	<u>Transfer-in</u>	<u>Continuing/Returning</u>			
<u>Nonresident alien</u>	17	6	82	105	61	166
<u>Hispanic/Latino</u>	47	46	204	297	0	297
<u>American Indian or Alaska Native</u>	2	2	7	11	0	11
<u>Asian</u>	61	20	183	264	1	265
<u>Black or African American</u>	122	66	475	663	1	664
<u>Native Hawaiian or Other Pacific Islander</u>	0	0	2	2	0	2
<u>White</u>	317	343	1,423	2,083	3	2,086

	7	0	20	0	0		
			45	85	363	493	493

9	9	2 2	5	0			
		112	57	253	422	1	423



Part A - Fall Enrollment by race/ethnicity and gender

7	4	0 4		0	4		
		3	5	23	31		31



Part A - Fall Enrollment by race/ethnicity and gender

	8	3	23	0	3		
			31	29	261	321	321

Two or more races	0	7	20	27	54	81
<u>Race and ethnicity unknown</u>	0	10	36	46	96	142
Total women	6	196	673	875	1,313	2,188
Total women prior year	10	211	726	947	1,092	2,039
Grand total (men+women)	16	314	1,191	1,521	2,115	3,636
Grand total (men+women) prior year	18	357	1,235	1,610	1,804	3,414

Grand total (men+women)	0	4	8	7	5	8
		31	73	104	5	109

[The main body of the page is blank, containing only a horizontal line near the top.]

Grand total (men+women)	0	5	5 6		0	6
	3	17	58	78		78

Grand total (men+women)	1	4	9 6		2	8	
	2	16	47	65	29	94	

Grand total (men+women)	0	4	2 6		0	6
		11	40	51		51

Vertical line on the left side of the page.

Grand total (men+women)	1	37	161	199	11	210
Grand total (men+women) 2012-13	2	39	172	213	3	216


Total women	1,643	1,329	2,972
Total women prior year	1,519	1,458	2,977
Grand total (men+women)	3,422	2,271	5,693
Grand total (men+women) prior year	3,104	2,387	5,491

Part A - Fall Enrollment by race/ethnicity and gender

Part A - Fall Enrollment by race/ethnicity and gender

[Table content is missing]

Part A - Fall Enrollment by Distance Education Status

Institution: University of Missouri-Kansas City (178402)

User ID: 29C0011

Part A - Fall Enrollment by Distance Education Status

Of those students exclusively enrolled in distance education courses, report the number that are:		Undergraduate Students		Graduate Students
		Degree/Certificate Seeking	Non-Degree/Certificate Seeking	
Located in	MO	312	23	317
Located in the U.S. but not in	MO	175	6	189
Located in the U.S. but state/jurisdiction unknown		0	0	0
Located outside the U.S.		1	0	7
Location unknown/unreported		0	0	0
Total students exclusively enrolled in distance education (from section above)		488	29	513

Part A - Fall Enrollment Summary

Fall Enrollment Summary

Men

Students enrolled for credit	Total full-time students	Total part-time students	Grand total, all students
<u>Nonresident alien</u>	813	205	1,018
<u>Hispanic/Latino</u>	265	142	407
<u>American Indian or Alaska Native</u>	14	7	21
<u>Asian</u>	341	77	418
<u>Black or African American</u>	409	214	623
<u>Native Hawaiian or Other Pacific Islander</u>	6	1	7
<u>White</u>	2,610	1,531	4,141
Two or more races	138	57	195
<u>Race and ethnicity unknown</u>	209	156	365
Total men	4,805	2,390	7,195

Women

Students enrolled for credit	Total full-time students	Total part-time students	Grand total, all students
<u>Nonresident alien</u>	416	131	547
<u>Hispanic/Latino</u>	349	177	526
<u>American Indian or Alaska Native</u>	21	18	39
<u>Asian</u>	466	128	594
<u>Black or African American</u>	761	339	1,100
<u>Native Hawaiian or Other Pacific Islander</u>	4	4	8
<u>White</u>	3,013	2,396	5,409
Two or more races	188	102	290
<u>Race and ethnicity unknown</u>	216	222	438
Total women	5,434	3,517	8,951

Grand Total (men+women)

10,239

5,907

16,146

Institution: University of Missouri-Kansas City (178402)

User ID: 29C0011

Part A - Fall Enrollment - Summary by race/ethnicity

Fall enrollment totals			
CIPCODE: 13.0000 -- Education			
Men			
Students enrolled for credit	Total full-time students	Total part-time students	Grand total, all students
<u>Nonresident alien</u>	5	3	8
<u>Hispanic/Latino</u>	9	6	15
<u>American Indian or Alaska Native</u>	2	0	2
<u>Asian</u>	1	3	4
<u>Black or African American</u>	21	31	52
<u>Native Hawaiian or Other Pacific Islander</u>	1	0	1
<u>White</u>	135	110	245
Two or more races	5	2	7
<u>Race and ethnicity unknown</u>	5	7	12
Total men	184	162	346
Women			
Students enrolled for credit	Total full-time students	Total part-time students	Grand total, all students
<u>Nonresident alien</u>	12	4	16
<u>Hispanic/Latino</u>	34	18	52
<u>American Indian or Alaska Native</u>	2	1	3
<u>Asian</u>	6	5	11
<u>Black or African American</u>	55	64	119
<u>Native Hawaiian or Other Pacific Islander</u>	0	1	1
<u>White</u>	282	293	575
Two or more races	5	6	11
<u>Race and ethnicity unknown</u>	11	29	40
Total women	407	421	828
Grand Total (men+women)	591	583	1,174

Institution: University of Missouri-Kansas City (178402)

User ID: 29C0011

Part A - Fall Enrollment - Summary by race/ethnicity

Fall enrollment totals			
CIPCODE: 14.0000 -- Engineering			
Men			
Students enrolled for credit	Total full-time students	Total part-time students	Grand total, all students
<u>Nonresident alien</u>	288	40	328
<u>Hispanic/Latino</u>	26	6	32
<u>American Indian or Alaska Native</u>	0	0	0
<u>Asian</u>	20	5	25
<u>Black or African American</u>	27	10	37
<u>Native Hawaiian or Other Pacific Islander</u>	1	0	1
<u>White</u>	216	67	283
Two or more races	6	1	7
<u>Race and ethnicity unknown</u>	15	9	24
Total men	599	138	737
Women			
Students enrolled for credit	Total full-time students	Total part-time students	Grand total, all students
<u>Nonresident alien</u>	84	14	98
<u>Hispanic/Latino</u>	1	1	2
<u>American Indian or Alaska Native</u>	0	0	0
<u>Asian</u>	6	2	8
<u>Black or African American</u>	4	1	5
<u>Native Hawaiian or Other Pacific Islander</u>	0	0	0
<u>White</u>	38	8	46
Two or more races	3	0	3
<u>Race and ethnicity unknown</u>	2	2	4
Total women	138	28	166
Grand Total (men+women)	737	166	903

Part A - Fall Enrollment - Summary by race/ethnicity

--	--	--	--

Part B - Fall Enrollment by Age and Gender for Full-time Undergraduate Students

NOTE: These data are optional this year.

Enrollment as of the institution's official fall reporting date or as of October 15, 2014

Age	Full-time Undergraduate Students	
	Men	Women
Under 18	20	21
18-19	741	1,107
20-21	798	1,181
22-24	730	863
25-29	451	333
30-34	160	149
35-39	68	68
40-49	41	57
50-64	16	12
65 and over	1	0
Age unknown/unreported	0	0
Total full-time undergraduate students (from part A)	3,026	3,791

Part B - Fall Enrollment by Age and Gender for Full-time Graduate Students

NOTE: These data are optional this year.

Enrollment as of the institution's official fall reporting date or as of October 15, 2014

Age	Full-time Graduate Students	
	Men	Women
Under 18	<input type="text"/>	<input type="text"/>
18-19	<input type="text" value="7"/>	<input type="text" value="4"/>
20-21	<input type="text" value="158"/>	<input type="text" value="147"/>
22-24	<input type="text" value="745"/>	<input type="text" value="790"/>
25-29	<input type="text" value="527"/>	<input type="text" value="458"/>
30-34	<input type="text" value="197"/>	<input type="text" value="107"/>
35-39	<input type="text" value="76"/>	<input type="text" value="59"/>
40-49	<input type="text" value="57"/>	<input type="text" value="47"/>
50-64	<input type="text" value="11"/>	<input type="text" value="31"/>
65 and over	<input type="text" value="1"/>	<input type="text" value="0"/>
Age unknown/unreported	0	0
Total full-time graduate students (from part A)	1,779	1,643

Institution: University of Missouri-Kansas City (178402)

User ID: 29C0011

Part C - Residence of First-time Undergraduates

Enrollment as of the institution's official fall reporting date or as of October 15, 2014

Enter at least one zero, where applicable, to verify that the screen has not been skipped.

State of <u>residence</u> when student was first admitted	FIPS Code	 Total <u>first-time</u> degree/certificate-seeking undergraduates (1)	Of students in column 1, those who enrolled within 12 months of high school graduation or receiving their GED (2)
Alabama	01	<input type="text"/>	<input type="text"/>
Alaska	02	<input type="text"/>	<input type="text"/>
Arizona	04	<input type="text" value="2"/>	<input type="text" value="2"/>
Arkansas	05	<input type="text" value="4"/>	<input type="text" value="4"/>
California	06	<input type="text" value="9"/>	<input type="text" value="9"/>
Colorado	08	<input type="text" value="3"/>	<input type="text" value="3"/>
Connecticut	09	<input type="text"/>	<input type="text"/>
Delaware	10	<input type="text"/>	<input type="text"/>
District of Columbia	11	<input type="text"/>	<input type="text"/>
Florida	12	<input type="text" value="4"/>	<input type="text" value="4"/>
Georgia	13	<input type="text" value="1"/>	<input type="text" value="1"/>
Hawaii	15	<input type="text"/>	<input type="text"/>
Idaho	16	<input type="text"/>	<input type="text"/>
Illinois	17	<input type="text" value="24"/>	<input type="text" value="24"/>
Indiana	18	<input type="text"/>	<input type="text"/>
Iowa	19	<input type="text" value="1"/>	<input type="text" value="1"/>
Kansas	20	<input type="text" value="165"/>	<input type="text" value="153"/>
Kentucky	21	<input type="text"/>	<input type="text"/>
Louisiana	22	<input type="text"/>	<input type="text"/>
Maine	23	<input type="text"/>	<input type="text"/>

Institution: University of Missouri-Kansas City (178402)

User ID: 29C0011

Part C - Residence of First-time Undergraduates

Enrollment as of the institution's official fall reporting date or as of October 15, 2014

Enter at least one zero, where applicable, to verify that the screen has not been skipped.

State of <u>residence</u> when student was first admitted	FIPS Code	Total first-time degree/certificate-seeking undergraduates (1)	Of students in column 1, those who enrolled within 12 months of high school graduation or receiving their GED (2)
South Carolina	45	<input type="text"/>	<input type="text"/>
South Dakota	46	<input type="text"/>	<input type="text"/>
Tennessee	47	<input type="text" value="2"/>	<input type="text" value="2"/>
Texas	48	<input type="text" value="5"/>	<input type="text" value="5"/>
Utah	49	<input type="text"/>	<input type="text"/>
Vermont	50	<input type="text"/>	<input type="text"/>
Virginia	51	<input type="text" value="2"/>	<input type="text" value="1"/>
Washington	53	<input type="text"/>	<input type="text"/>
West Virginia	54	<input type="text"/>	<input type="text"/>
Wisconsin	55	<input type="text" value="5"/>	<input type="text" value="5"/>
Wyoming	56	<input type="text"/>	<input type="text"/>
<u>State Unknown</u>	57	<input type="text"/>	<input type="text"/>
American Samoa	60	<input type="text"/>	<input type="text"/>
Federated States of Micronesia	64	<input type="text"/>	<input type="text"/>
Guam	66	<input type="text"/>	<input type="text"/>
Marshall Islands	68	<input type="text"/>	<input type="text"/>
Northern Marianas	69	<input type="text"/>	<input type="text"/>
Palau	70	<input type="text"/>	<input type="text"/>
Puerto Rico	72	<input type="text"/>	<input type="text"/>
Virgin Islands	78	<input type="text"/>	<input type="text"/>
Foreign Countries	90	<input type="text" value="38"/>	<input type="text" value="14"/>
Residence unknown/unreported	98	<input type="text" value="0"/>	
Total first-time degree/certificate-seeking undergraduates (from Part A)		1,073	997

You may use the space below to provide context for the data you've reported above.

Part D - Total Undergraduate Entering Class

Total Undergraduate Entering Class, Fall 2014

D1	Total full-time, first-time degree/certificate-seeking <u>undergraduates</u> from Part A (GR <u>cohort</u>)	1,057
D2	Total <u>first-time</u> degree/certificate-seeking undergraduates (full-time + part-time) from Part A	1,073
D3	Total <u>transfer-in</u> degree/certificate-seeking undergraduates (full-time + part-time) from Part A	1,246
D4	Total <u>non-degree/certificate-seeking</u> undergraduates (full-time + part-time) from Part A	2,326
D5	Of the total non-degree/certificate-seeking undergraduates displayed on line D4, the number that are new to the institution in Fall 2014	1
D6	Total <u>entering students</u> at the undergraduate level Note: This is calculated as first-time students (line D2)	

Part E - First-time Bachelor's Cohort Retention Rates (Full-time)

Retention Rates

Full-time, First-time Bachelor's Cohort from Fall 2013

Academic reporters determine the cohort and retention as of the institution's official fall reporting date or as of October 15. Program reporters determine the cohort with enrollment any time between August 1 and October 31, 2013 and retention based on August 1, 2014.

The retention rate is calculated by the system after clicking "Save" on the screen. Exclusions are subtracted from the original cohort and the resulting adjusted cohort is used for calculating the retention rate.


Retention Data Reporting Reminders:

full-time, first-time bachelor's

Prior year data (Fall 2012 cohort)

FULL-TIME, FIRST-TIME BACHELOR'S COHORT RETENTION:

E1	Full-time, first-time Fall 2013 bachelor's cohort	<input type="text" value="1,060"/>	1,101	
E2	<u>Exclusions</u> from the Fall 2013 cohort	<input type="text" value="0"/>	0	
E3	Adjusted Fall 2013 cohort (line E1- line E2)	1,060	1,101	
E4	Students from Fall 2013 cohort still enrolled as of Fall 2014	<input type="text" value="774"/>	807	
E5	Full-time, first-time Fall 2013 bachelor's cohort retention rate (line E4 / line E3)	73 %	73	%

 You may use the space below to provide context for the data you've reported above.

These context notes will be posted on the College Navigator website, and should be written to be understood by students and parents.

Part E - First-time Bachelor's Cohort Retention Rates (Part-time)

Retention Rates

Part-time, First-time Bachelor's Cohort from Fall 2013

Academic reporters determine the cohort and retention as of the institution's official fall reporting date or as of October 15. Program reporters determine the cohort with enrollment any time between August 1 and October 31, 2013 and retention based on August 1, 2014.

The retention rate is calculated by the system after clicking "Save" on the screen. Exclusions are subtracted from the original cohort and the resulting adjusted cohort is used for calculating the retention rate.

Retention Data Reporting Reminders:

part-time, first-time bachelor's-seeking

Prior year data (Fall 2012 cohort)

PART-TIME, FIRST-TIME BACHELOR'S COHORT RETENTION:

E6 Part-time, first-time Fall 2013 bachelor's cohort	18	24	
E7			
			


Part F - Student-to-Faculty Ratio

Please provide your institution's student-to-faculty ratio (i.e., student-to-instructional staff) for undergraduate programs for Fall 2014. The student-to-faculty ratio and any accompanying context that is provided will be displayed on College Navigator.

Note: Logic in this item is similar to item I-2 from the Common Data Set data collection.

Click [here](#) to use a worksheet to help you determine the student-to-faculty ratio

Student-to-faculty ratio	<input type="text" value="14"/>	to 1
Student-to-faculty ratio prior year	13	to 1

 You may use the space below to provide context for the data you've reported above. These context notes will be posted on the College Navigator website, and should be written to be understood by students and parents.

Summary

Fall Enrollment Survey Summary Four-Year Institutions with Graduate Students

Hispanic/Latino	7%
Native Hawaiian or Pacific Islander	0%
White	59%
Two or More Races	4%
Race and ethnicity unknown	5%
Nonresident alien	6%
Percent of undergraduate students by age:	
24 and under	77%
25 and over	23%
Age unknown	0%

Undergraduate Retention and Graduation Rate Cohort	
First-time, full-time bachelor's seeking student retention rate	73%
First-time, part-time bachelor's seeking student retention rate	28%
Graduation rate cohort as percent of total entering students	
	46%

Graduate Student Characteristics	
Percent of graduate students who are female	52%
Percent of graduate students who are full-time	60%

Fall Enrollment

University of Missouri-Kansas City (178402)

Source	Description	Severity	Resolved	Options
--------	-------------	----------	----------	---------

Screen: Part E - First-time Bachelor's Cohort Retention Rates (Part-time)

Upload File	The calculated cohort retention rate is outside the expected range when compared with the prior year value. Please correct your data or explain. (Error #6308)	Explanation	Yes	
-------------	--	-------------	-----	--

all Errors (57 of 7)