

Overview

Welcome to the IPEDS Admissions (ADM) survey component. The primary purpose of ADM is to collect basic information about the undergraduate selection process for entering first-time, degree/certificate-seeking students. This includes information about admissions considerations, admissions yields, and SAT and ACT test scores (if test scores are required for admission). ADM will be collected only from institutions that do not have an open admissions policy for entering first-time students.

The items in ADM were moved from the Institutional Characteristics component. There will be no change to the data items collected, only to the collection period in which the data are submitted.

In previous collections, institutions selected from two reporting period options. Admissions data from the prior year could be provided if current year data were not available at the time of reporting.

- ADM covers data for the most recent Fall period.
- ADM is only applicable to first-time entering students; do not include other students in the number of applicants, number of admits, and number (of admitted) that enrolled. Only include levels (full-time, part-time) that you indicated were offered in the IC Header. If you made an error in the IC Header, please call the IPEDS Help Desk.

To download the survey materials for this component: [Survey Materials](#)

To access your prior year data submission for this component: [Reported Data](#)

If you have questions about completing this survey, please contact the .

Admissions Considerations, 1

	<input checked="" type="radio"/>	<input type="radio"/>	<input type="radio"/>	<input type="radio"/>
	<input checked="" type="radio"/>	<input type="radio"/>	<input type="radio"/>	<input type="radio"/>
	<input type="radio"/>	<input type="radio"/>	<input checked="" type="radio"/>	<input checked="" type="radio"/>
	<input type="radio"/>	<input checked="" type="radio"/>	<input type="radio"/>	<input type="radio"/>
	<input type="radio"/>	<input type="radio"/>	<input type="radio"/>	<input type="radio"/>

Selection Process - A/A/E

Remember that this question is only applicable to first-time students, do not include other students in these totals.





Only include levels that you indicated were offered in the IC Header. If you made an error in the IC Header, please remember to fix the error the next year.

Number of <u>applicants</u>	9,869	12,119	21,988
Number of <u>admissions</u>	7,690	9,490	17,180
Number (of admitted) that enrolled <u>full-time</u>	2,832	3,203	6,035
Number (of admitted) that enrolled <u>part-time</u>	105	51	156
Total enrolled full-time and part-time	2,937	3,254	6,191
Percent of admissions enrolled full-time and part-time	38	34	36

Selection Process - Test Scores

(e.g., do not convert an SAT score to an ACT scale, etc.). If you have numbers for both SAT and ACT scores,

Number of enrolled students that submitted <u>SAT</u> scores	<input type="text" value="518"/>
Percent of enrolled students that submitted SAT scores	<input type="text" value="8"/>
Number of enrolled students that submitted <u>ACT</u> scores	<input type="text" value="5,834"/>
Percent of enrolled students that submitted ACT scores	<input type="text" value="94"/>

	_____	_____
SAT Critical Reading	<input type="text" value="530"/>	<input type="text" value="650"/>
SAT Math	<input type="text" value="530"/>	<input type="text" value="650"/>
SAT Writing	 <input type="text"/>	 <input type="text"/>
ACT Composite	<input type="text" value="24"/>	<input type="text" value="29"/>
ACT English	<input type="text" value="23"/>	<input type="text" value="30"/>
ACT Math	<input type="text" value="23"/>	<input type="text" value="27"/>
ACT Writing	 <input type="text"/>	 <input type="text"/>



Summary

Admissions Component Summary

Institution: University of Missouri-Columbia (178396)
Edit Report

User ID: 29C0011

[Admissions](#)