

Finance 2015-16

2014-15 Data

Institution: University of Missouri-St Louis (178420)

User ID: 29C0011

Overview

Finance Overview

Purpose

The purpose of the IPEDS Finance component is to collect basic financial information from items associated with the institution's General Purpose Financial Statements.

There are a few new changes to the 2015-16 Finance data collection. A new FAQ clarifying how to report VA education benefits has been added for all institutions. For GASB institutions, a new pension screen (Part M) has been added to accommodate the implementation of GASB Statement 68. Please review the new screen and survey materials carefully. Additionally, instructions for parts J,K,L have been slightly modified and FAQs have been added for clarity.

Resources:

To download the survey materials for this component: [Survey Materials](#)

To access your prior year data submission for this component: [Reported Data](#)

If you have questions about completing this survey, please contact the IPEDS Help Desk at 1-877-225-2568 .



Institution: University of Missouri-St Louis (178420)

User ID: 29C0011

Finance - Public institutions

Reporting Standard

Please indicate which reporting standards are used to prepare your financial statements:

<input type="checkbox"/>	 GASB (Governmental Accounting Standards Board), using standards of GASB 34 & 35
<input type="checkbox"/>	 FASB (Financial Accounting Standards Board)

Please consult your business officer for the correct response before saving this screen.
Your response to this question will determine the forms you will receive for reporting finance data.

Your response to this question will determine the forms you will receive for reporting finance data.

General Information
GASB-Reporting Institutions (aligned form)

To the extent possible, the finance data requested in this report should be provided from your institution's audited General Purpose Financial Statements (GPFS). Please refer to the instructions specific to each screen of the survey for details and references.

1. Fiscal Year Calendar

This report covers financial activities for the 12-month fiscal year: (The fiscal year reported should be the most recent fiscal year ending before October 1, 2015.)

Beginning: month/year (MMYYYY)	Month:	<input type="text" value="7"/>	Year:	<input type="text" value="2014"/>
--------------------------------	--------	--------------------------------	-------	-----------------------------------

And ending: month/year (MMYYYY)	Month:	<input type="text" value="6"/>	Year:	<input type="text" value="2015"/>
---------------------------------	--------	--------------------------------	-------	-----------------------------------

Beginning: month/year (MMYYYY)



Intercollegiate Athletics is a department.

An empty table with a light gray background and a thin black border. The table has a vertical scrollbar on the right side and a horizontal scrollbar at the bottom, both with standard arrow icons. The table is currently empty of any data.

Part A - Statement of Financial Position (Page 2)

Institution: University of Missouri-St Louis (178420)

User ID: 29C0011

Part E - Scholarships and Fellowships

Fiscal Year: July 1, 2014 - June 30, 2015

DO NOT REPORT FEDERAL DIRECT STUDENT LOANS (FDSL) ANYWHERE IN THIS SECTION

01	<u>Pell grants</u> (federal)	15,723,433	
02	<u>Other federal grants</u> (Do NOT include FDSL amounts)	784,115	
03	<u>Grants by state government</u>	3,347,584	
04	<u>Grants by local government</u>	0	
05	<u>Institutional grants from restricted resources</u>	1,108,681	
06	<u>Institutional grants from unrestricted resources</u> =[E07-(E01+...+E05)]	22,975,012	
07	Total gross scholarships and fellowships	43,938,825	
	<u>Discounts and Allowances</u>		
08	<u>Discounts and allowances</u> applied to <u>tuition and fees</u>	32,026,825	
09	<u>Discounts and allowances</u> applied to sales and services of <u>auxiliary enterprises</u>	0	
10	Total discounts and allowances =(E08+E09)	32,026,825	
11	Net scholarships and fellowships expenses after deducting discounts and allowances = (E07-E10)	11,912,000	
provide context			
<div style="border: 1px solid gray; height: 80px; width: 100%; position: relative;"> <div style="position: absolute; top: -15px; right: -15px; text-align: center;"> ^ v </div> <div style="position: absolute; bottom: -15px; left: -15px; text-align: center;"> < > </div> </div>			

Institution: University of Missouri-St Louis (178420)


User ID: 29C0011

Part B - Revenues by Source

Fiscal Year: July 1, 2014 - June 30, 2015

Fiscal Year: July 1, 2014 - June 30, 2015			
01	<u>Tuition and fees, after deducting discounts & allowances</u>	87,482,209	
	Grants and contracts - operating		
02	Federal operating grants and contracts	5,686,885	
03	State operating grants and contracts	7,538,128	
04	Local government/private operating grants and contracts	4,407,544	
	04a Local government operating grants and contracts	0	
	04b Private operating grants and contracts	4,407,544	
05	Sales and services of <u>auxiliary enterprises, after deducting discounts and allowances</u>	10,427,887	
06	<u>Sales and services of hospitals, after deducting patient contractual allowances</u>	0	
26	<u>Sales and services of educational activities</u>	1,389,175	
07	<u>Independent operations</u>	0	
08	Other sources - operating =[B09-(B01++B07)]	3,815,932	
09	Total operating revenues	120,747,760	

Part D - Summary of Changes In Net Position

Institution: University of Missouri-St Louis (178420)

User ID: 29C0011

Part H - Details of Endowment Assets

Fiscal Year: July 1, 2014 - June 30, 2015

Line No.	Value of Endowment Assets	Market Value	Prior Year Amounts
	Include not only endowment assets held by the institution, but any assets held by private foundations affiliated with the institution.		
01	Value of <u>endowment assets</u> at the beginning of the fiscal year	74,560,323	61,629,324
02	Value of <u>endowment assets</u> at the end of the fiscal year	75,671,877	74,560,323

You may use the space below to provide context for the data you've reported above.

Institution: University of Missouri-St Louis (178420)

User ID: 29C0011

Part J - Revenue Data for Bureau of Census

Fiscal Year: July 1, 2014 - June 30, 2015

Source and type		Amount				
		Total for all funds and operations (includes endowment funds, but excludes component units)	Education and general/independent operations	Auxiliary enterprises	Hospitals	Agriculture extension/experiment services
		(1)	(2)	(3)	(4)	(5)
01	Tuition and fees	119,509,034	119,509,034			
02	Sales and services	11,817,062	1,389,175	10,427,887	0	0
03	Federal grants/contracts (excludes Pell Grants)	5,686,885	5,686,885	0	0	0
Revenue from the state government:						
04	State appropriations, current & capital	59,035,636	59,035,636	0	0	0
05	State grants and contracts	7,538,128	7,538,128	0	0	0
Revenue from local governments:						
06	Local appropriation, current & capital	0	0	0	0	0
07	Local government grants/contracts	0	0	0	0	0
08	Receipts from property and non-property taxes	0				
09	Gifts and private grants, including capital grants	17,989,765				
10	Interest earnings	2,379,182				
11	Dividend earnings	0				
12	Realized capital gains	4,462,824				

You may use the space below to provide context for the data you've reported above.

Institution: University of Missouri-St Louis (178420)

User ID: 29C0011

Assets		
Category		Amount
07	Total cash and security assets held at end of fiscal year in sinking or debt service funds	<input type="text" value="0"/>
08	Total cash and security assets held at end of fiscal year in bond funds	<input type="text" value="19,110,790"/>
09	Total cash and security assets held at end of fiscal year in all other funds	<input type="text" value="171,743,879"/>

You may use the space below to for the data you've reported above.

IPEDS collects important information regarding your institution. All data reported in IPEDS survey components become available in the IPEDS Data Center and appear as aggregated data

Finance

University of Missouri-St Louis (178420)

Source	Description	Severity	Resolved	Options