

Human Resources 2013-14

Institution: University of Missouri-System Office (178439)

User ID: 29C0011

Overview

- **Old:** ~~Community Service, Legal, Arts, and Media Occupations~~ Occupations (21-0000 + 23-0000 + 27-0000)
- **Old:** Community Service, Legal, Arts, and Media Occupations

- **New:** Student and Academic Affairs and Other Education Services Occupations (25-2000 + 25-3000 + 25-9000)
- **Old:** Other Teaching and Instructional Support Occupations

One contract type category has been expanded:

- **New:** Multi-year or continuing or at-will contract
- **Old:** Multi-year contract

See the instructions for the **NEW Key Reporting Concepts** section -- basic reporting concepts that will assist you in completing the Human Resources component.

Resources:

To download the survey materials for this component: [Survey Materials](#)

- The IPEDS HR/SOC Information Center can be found at the following website: <http://nces.ed.gov/ipeds/resource/soc.asp>. (The resource center includes the IPEDS/SOC crosswalk, SOC information, the IPEDS HR/SOC Browse Tool, and web tutorials.)

Data reporting reminders:

- Enter data on each displayed screen. If a screen is not applicable, enter at least one zero in a field on the screen.
- Report staff members difficult to categorize in the "Human Resources Survey Evaluation" box at the end of the survey.

To access your prior year data submission for this component: [Reported Data](#)

If you have questions about completing this survey, please contact the **IPEDS Help Desk at 1-877-225-2568**.

Human Resources Screening Questions

| | | | | |
|--|--|--|--|--|
| | | | | |
| | | | | |
| | | | | |
| | | | | |
| | | | | |
| | | | | |
| | | | | |
| | | | | |
| | | | | |

Part A1 - Full-time Instructional Staff

| | | | | | | | |
|--|--|--|--|--|--|--|--|
| | | | | | | | |
| | | | | | | | |
| | | | | | | | |
| | | | | | | | |
| | | | | | | | |
| | | | | | | | |

| |
|--|
| |
|--|

Institution: University of Missouri-System Office (178439)

User ID: 29C0011

Part A3 - Full-time Instructional Staff - Totals**Total number of Full-time Instructional Staff****As of November 1, 2013**

| Race/ethnicity | Total men | Total women | Total (men+women) |
|---|-----------|-------------|-------------------|
| Nonresident alien | 0 | 0 | 0 |
| Hispanic/Latino | 0 | 0 | 0 |
| American Indian or Alaska Native | 0 | 0 | 0 |
| Asian | 0 | 0 | 0 |
| Black or African American | 0 | 0 | 0 |
| Native Hawaiian or Other Pacific Islander | 0 | 0 | 0 |
| White | 0 | 0 | 0 |
| Two or more races | 0 | 0 | 0 |
| Race and ethnicity unknown | 0 | 0 | 0 |
| Total | 0 | 0 | 0 |

Part B1 - Full-time Non-instructional staff

| | | | | |
|--|--|--|--|--|
| | | | | |
| | | | | |
| | | | | |
| | | | | |
| | | | | |
| | | | | |
| | | | | |
| | | | | |
| | | | | |
| | | | | |
| | | | | |
| | | | | |
| | | | | |
| | | | | |
| | | | | |
| | | | | |
| | | | | |
| | | | | |

Institution: University of Missouri-System Office (178439)

User ID: 29C0011

Part B1 - Full-time Non-instructional staff

**Number of Full-time Non-instructional Staff
by Occupational Category**

As of November 1, 2013


- Report Hispanic/Latino individuals of any race as Hispanic/Latino
- Report race for non-Hispanic/Latino individuals only

| Gender and race/ethnicity | <u>Management Occupations</u> 11-0000 | <u>Business and Financial Operations Occupations</u> 13-0000 | <u>Computer, Engineering, and Science Occupations</u> 15-0000 + 17-0000 + 19-0000 | <u>Community, Social Service, Legal, Arts, Design, Entertainment, Sports, and Media Occupations</u> 21-0000 + 23-0000 + 27-0000 | <u>Healthcare Practitioners and Technical Occupations</u> 29-0000 |
|--|--|---|--|---|--|
| Men | | | | | |
| <u>Nonresident alien</u> | <input type="text" value="0"/> | <input type="text" value="0"/> | <input type="text" value="2"/> | <input type="text" value="0"/> | <input type="text" value="0"/> |
| <u>Hispanic/Latino</u> | <input type="text" value="0"/> | <input type="text" value="0"/> | <input type="text" value="1"/> | <input type="text" value="0"/> | <input type="text" value="0"/> |
| <u>American Indian or Alaska Native</u> | <input type="text" value="0"/> | <input type="text" value="0"/> | <input type="text" value="1"/> | <input type="text" value="0"/> | <input type="text" value="0"/> |
| <u>Asian</u> | <input type="text" value="2"/> | <input type="text" value="1"/> | <input type="text" value="2"/> | <input type="text" value="0"/> | <input type="text" value="0"/> |
| <u>Black or African American</u> | <input type="text" value="2"/> | <input type="text" value="2"/> | <input type="text" value="2"/> | <input type="text" value="0"/> | <input type="text" value="0"/> |
| <u>Native Hawaiian or Other Pacific Islander</u> | <input type="text" value="0"/> | <input type="text" value="0"/> | <input type="text" value="0"/> | <input type="text" value="0"/> | <input type="text" value="0"/> |
| <u>White</u> | <input type="text" value="45"/> | <input type="text" value="26"/> | <input type="text" value="88"/> | <input type="text" value="6"/> | <input type="text" value="0"/> |
| Two or more races | <input type="text" value="0"/> | <input type="text" value="1"/> | <input type="text" value="3"/> | <input type="text" value="0"/> | <input type="text" value="0"/> |
| <u>Race and ethnicity unknown</u> | <input type="text" value="0"/> | <input type="text" value="1"/> | <input type="text" value="2"/> | <input type="text" value="1"/> | <input type="text" value="0"/> |
| Total men | 49 | 31 | 101 | 7 | 0 |
| Women | | | | | |
| Nonresident alien | <input type="text" value="0"/> | <input type="text" value="2"/> | <input type="text" value="1"/> | <input type="text" value="0"/> | <input type="text" value="0"/> |
| Hispanic/Latino | <input type="text" value="0"/> | <input type="text" value="1"/> | <input type="text" value="1"/> | <input type="text" value="0"/> | <input type="text" value="0"/> |
| American Indian or Alaska Native | <input type="text" value="0"/> | <input type="text" value="1"/> | <input type="text" value="0"/> | <input type="text" value="0"/> | <input type="text" value="0"/> |
| Asian | <input type="text" value="1"/> | <input type="text" value="2"/> | <input type="text" value="6"/> | <input type="text" value="0"/> | <input type="text" value="0"/> |
| Black or African American | <input type="text" value="3"/> | <input type="text" value="1"/> | <input type="text" value="2"/> | <input type="text" value="0"/> | <input type="text" value="0"/> |
| Native Hawaiian or Other Pacific Islander | <input type="text" value="0"/> | <input type="text" value="0"/> | <input type="text" value="0"/> | <input type="text" value="0"/> | <input type="text" value="0"/> |
| White | <input type="text" value="44"/> | <input type="text" value="54"/> | <input type="text" value="39"/> | <input type="text" value="15"/> | <input type="text" value="0"/> |
| Two or more races | <input type="text" value="2"/> | <input type="text" value="1"/> | <input type="text" value="0"/> | <input type="text" value="0"/> | <input type="text" value="0"/> |

Print Forms (data)

| | | | | | |
|----------------------------|--------------------------------|--------------------------------|--------------------------------|--------------------------------|--------------------------------|
| Race and ethnicity unknown | <input type="text" value="0"/> | <input type="text" value="0"/> | <input type="text" value="2"/> | <input type="text" value="0"/> | <input type="text" value="0"/> |
| Total women | 50 | 62 | 51 | 15 | 0 |
| Total (men+women) | 99 | 93 | 152 | 22 | 0 |
| Total from prior year | 101 | 104 | 163 | 11 | |

Print Forms (data)

| | | | | | | |
|----------------------------|--------------------------------|--------------------------------|--------------------------------|--------------------------------|---|------------|
| Two or more races | <input type="text" value="0"/> | <input type="text" value="0"/> | <input type="text" value="0"/> | <input type="text" value="0"/> | <input type="text" value="0"/> | 3 |
| Race and ethnicity unknown | <input type="text" value="0"/> | <input type="text" value="0"/> | <input type="text" value="0"/> | <input type="text" value="0"/> | <input type="text" value="0"/> | 4 |
| Total women | 0 | 0 | 53 | 0 | 0 | 248 |
| Total (men+women) | 2 | 0 | 58 | 0 |  0 | 452 |
| Total from prior year | 1 | | 62 | | 1 | 485 |

Part D - Part-time staff

| | | | |
|--|--|--|--|
| | | | |
| | | | |
| | | | |

Institution: University of Missouri-System Office (178439)

User ID: 29C0011


Part D - Part-time staff

Number of Part-time Staff


As of November 1, 2013

- Report Hispanic/Latino individuals of any race as Hispanic/Latino
- Report race for non-Hispanic/Latino individuals only

| Gender and race/ethnicity | <u>Archivists, Curators, and Museum Technicians</u> 25-4010 | <u>Librarians</u> 25-4020 | <u>Library Technicians</u> 25-4030 | <u>Student and Academic Affairs and Other Education Services Occupations</u> 25-2000 + 25-3000 + 25-9000 | <u>Library and Student and Academic Affairs and Other Education Services Occupations</u> |
|--|--|--------------------------------|---------------------------------------|---|--|
| Men | | | | | |
| <u>Nonresident alien</u> | <input type="text" value="0"/> | <input type="text" value="0"/> | <input type="text" value="0"/> | <input type="text" value="0"/> | 0 |
| <u>Hispanic/Latino</u> | <input type="text" value="0"/> | <input type="text" value="0"/> | <input type="text" value="0"/> | <input type="text" value="0"/> | 0 |
| <u>American Indian or Alaska Native</u> | <input type="text" value="0"/> | <input type="text" value="0"/> | <input type="text" value="0"/> | <input type="text" value="0"/> | 0 |
| <u>Asian</u> | <input type="text" value="0"/> | <input type="text" value="0"/> | <input type="text" value="0"/> | <input type="text" value="0"/> | 0 |
| <u>Black or African American</u> | <input type="text" value="0"/> | <input type="text" value="0"/> | <input type="text" value="0"/> | <input type="text" value="0"/> | 0 |
| <u>Native Hawaiian or Other Pacific Islander</u> | <input type="text" value="0"/> | <input type="text" value="0"/> | <input type="text" value="0"/> | <input type="text" value="0"/> | 0 |
| <u>White</u> | <input type="text" value="2"/> | <input type="text" value="0"/> | <input type="text" value="0"/> | <input type="text" value="0"/> | 2 |
| Two or more races | <input type="text" value="0"/> | <input type="text" value="0"/> | <input type="text" value="0"/> | <input type="text" value="0"/> | 0 |
| <u>Race and ethnicity unknown</u> | <input type="text" value="0"/> | <input type="text" value="0"/> | <input type="text" value="0"/> | <input type="text" value="0"/> | 0 |
| Total men | 2 | 0 | 0 | 0 | 2 |
| Women | | | | | |
| Nonresident alien | <input type="text" value="0"/> | <input type="text" value="0"/> | <input type="text" value="0"/> | <input type="text" value="0"/> | 0 |
| Hispanic/Latino | <input type="text" value="0"/> | <input type="text" value="0"/> | <input type="text" value="0"/> | <input type="text" value="0"/> | 0 |
| American Indian or Alaska Native | <input type="text" value="0"/> | <input type="text" value="0"/> | <input type="text" value="0"/> | <input type="text" value="0"/> | 0 |
| Asian | <input type="text" value="0"/> | <input type="text" value="0"/> | <input type="text" value="0"/> | <input type="text" value="0"/> | 0 |
| Black or African American | <input type="text" value="0"/> | <input type="text" value="0"/> | <input type="text" value="0"/> | <input type="text" value="0"/> | 0 |
| Native Hawaiian or Other Pacific Islander | <input type="text" value="0"/> | <input type="text" value="0"/> | <input type="text" value="0"/> | <input type="text" value="0"/> | 0 |
| White | <input type="text" value="3"/> | <input type="text" value="0"/> | <input type="text" value="0"/> | <input type="text" value="0"/> | 3 |
| Two or more races | <input type="text" value="0"/> | <input type="text" value="0"/> | <input type="text" value="0"/> | <input type="text" value="0"/> | 0 |
| Race and ethnicity unknown | <input type="text" value="0"/> | <input type="text" value="0"/> | <input type="text" value="0"/> | <input type="text" value="0"/> | 0 |
| Total women | 3 | 0 | 0 | 0 | 3 |

| | | | | | |
|------------------------------|----------|----------|----------|--|----------|
| Total (men+women) | 5 | 0 | 0 |  0 | 5 |
| Total from prior year | 3 | 0 | 0 | 1 | 4 |

| | | | | | |
|--------------------------|----------|----------|----------|----------|---|
| Total women | 0 | 4 | 5 | 0 | 0 |
| Total (men+women) | 2 | 4 | 6 | 1 | 0 |
| Total from prior year | 3 | 4 | 2 | 0 | |

| | | | | | | |
|----------------------------|---|--------------------------------|--------------------------------|--------------------------------|--------------------------------|-----------|
| Race and ethnicity unknown | <input type="text" value="0"/> | <input type="text" value="0"/> | <input type="text" value="0"/> | <input type="text" value="0"/> | <input type="text" value="0"/> | 0 |
| Total women | 0 | 0 | 5 | 0 | 0 | 17 |
| Total (men+women) |  0 | 0 | 9 | 0 | 0 | 27 |
| Total from prior year | 4 | | 7 | | 0 | 24 |

| | | |
|---|--|----|
| Natural Resources, Construction, and Maintenance Occupations 45-0000 + 47-0000 + 49-0000 | | 0 |
| Production, Transportation, and Material Moving Occupations 51-0000 + 53-0000 | | 0 |
| Graduate Assistants | | 7 |
| Teaching 25-1191 | | 0 |
| Research | | 7 |
| Management Occupations 11-0000 | | 0 |
| Business and Financial Operations Occupations 13-0000 | | 0 |
| Computer, Engineering, and Science Occupations 15-0000 + 17-0000 + 19-0000 | | 0 |
| Community, Social Service, Legal, Arts, Design, Entertainment, Sports, and Media Occupations 21-0000 + 23-0000 + 27-0000 | | 0 |
| Library and Student and Academic Affairs and Other Education Services Occupations 25-4000 + 25-2000 + 25-3000 + 25-9000 | | 0 |
| Healthcare Practitioners and Technical Occupations 29-0000 | | 0 |
| Total | | 34 |

Print Forms (data)

| | | | | | | | |
|--------------------------|---|---|---|---|---|---|---|
| Total women | 0 | 0 | 0 | 0 | 0 | 0 | 0 |
| Total (men+women) | 0 | 0 | 0 | 0 | 0 | 0 | 0 |

| | | | | | |
|-----------------------------------|---|---|---|---|--|
| <u>Race and ethnicity unknown</u> | 0 | 0 | 0 | 0 | |
| | | | | | |
| | | | | | |

Summary

Human Resources Component Summary

IPEDS collects important information regarding your institution. All data reported in IPEDS survey components become available in the IPEDS Data Center and appear as aggregated data in various Department of Education reports. Additionally, some of the reported data appears specifically for your institution through the College Navigator website and is included in your institution's Data Feedback Report (DFR). The purpose of this summary is to provide you an opportunity to view some of the data that, when accepted through the IPEDS quality control

| | | | |
|--|----|---|----|
| Healthcare Practitioners and Technical Occupations SOC 29-0000 | 0 | 0 | 0 |
| Service Occupations SOC 31-0000 + 33-0000 + 35-0000 + 37-0000 + 39-0000 | 2 | 0 | 2 |
| Sales and Related Occupations SOC 41-0000 | 0 | 0 | 0 |
| Office and Administrative Support Occupations SOC 43-0000 | 58 | 9 | 61 |
| | | | |
| | | | |
| | | | |

Human Resources

| | | | | |
|--|--|--|--|--|
| | | | | |
|--|--|--|--|--|

| | | | | |
|--|--|--|--|--|
| | | | | |
|--|--|--|--|--|

| | | | | |
|--|--|--|--|--|
| | | | | |
|--|--|--|--|--|

| | | | | |
|--|--|--|--|--|
| | | | | |
|--|--|--|--|--|