

Overview

Human Resources Overview

Welcome to the IPEDS Human Resources (HR) survey component. The HR component collects important information about your institution's staff.

Data Reporting Reminders

- Report each employee only once. If an employee could be coded in more than one occupation, code the employee in the occupation that requires the highest level of skill OR if there is no measurable difference in skill requirements, code the employee in the occupation in which they spend the most time.

Human Resources Screening Questions

		<input checked="" type="radio"/>		<input type="radio"/>
		<input checked="" type="radio"/>		<input type="radio"/>

Institution: University of Missouri-St Louis (178420)

User ID: 29C0011

Human Resources Screening Questions

Does your institution have a tenure system?

If you answer Yes to this question, you will be provided the screens to report some data by tenure status.

Yes



No

Does your institution have graduate assistants?

If you answer Yes to this question, you will be provided the screens to report graduate assistants.

Yes



No

Did your institution hire any full-time permanent staff who were included on the payroll of the institution between July 1 and October 31, 2014 either for the *first time* (new to the institution) or *after a break in service* AND who were still on the payroll of the institution as of November 1, 2014? (Exclude persons who have returned from sabbatical leave and full-time instructional staff who are working less-than-9-month contracts.)

If you answer Yes to this question, you will be provided the screens to report full-time permanent new hires in Part H.

Yes



No

**Number of Full-time Instructional Staff
With Faculty Status
Not on Tenure Track - Annual Contract**

As of November 1, 2014

- Report Hispanic/Latino individuals of any race as Hispanic/Latino
- Report race for non-Hispanic/Latino individuals only
- Include both Primarily Instruction and Instruction Combined with Research and/or Public Service

Men

Race/ethnicity	Academic Rank					No academic rank	Total
	Professors	Associate professors	Assistant professors	Instructors	Lecturers		
<u>Nonresident alien</u>	<input type="text" value="0"/>	<input type="text" value="0"/>	<input type="text" value="2"/>	<input type="text" value="0"/>	<input type="text" value="0"/>	<input type="text" value="0"/>	2
<u>Hispanic/Latino</u>	<input type="text" value="0"/>	<input type="text" value="0"/>	<input type="text" value="0"/>	<input type="text" value="0"/>	<input type="text" value="0"/>	<input type="text" value="0"/>	0
<u>American Indian or Alaska Native</u>	<input type="text" value="0"/>	<input type="text" value="0"/>	<input type="text" value="1"/>	<input type="text" value="0"/>	<input type="text" value="0"/>	<input type="text" value="0"/>	1
<u>Asian</u>	<input type="text" value="1"/>	<input type="text" value="2"/>	<input type="text" value="0"/>	<input type="text" value="0"/>	<input type="text" value="0"/>	<input type="text" value="0"/>	3
<u>Black or African American</u>	<input type="text" value="1"/>	<input type="text" value="1"/>	<input type="text" value="0"/>	<input type="text" value="0"/>	<input type="text" value="0"/>	<input type="text" value="0"/>	2
<u>Native Hawaiian or Other Pacific Islander</u>	<input type="text" value="0"/>	<input type="text" value="0"/>	<input type="text" value="0"/>	<input type="text" value="0"/>	<input type="text" value="0"/>	<input type="text" value="0"/>	0
<u>White</u>	<input type="text" value="12"/>	<input type="text" value="14"/>	<input type="text" value="21"/>	<input type="text" value="1"/>	<input type="text" value="5"/>	<input type="text" value="1"/>	54
Two or more races	<input type="text" value="0"/>	<input type="text" value="0"/>	<input type="text" value="0"/>	<input type="text" value="0"/>	<input type="text" value="0"/>	<input type="text" value="0"/>	0
<u>Race and ethnicity unknown</u>	<input type="text" value="0"/>	<input type="text" value="0"/>	<input type="text" value="0"/>	<input type="text" value="0"/>	<input type="text" value="0"/>	<input type="text" value="0"/>	0
Total men	14	17	24	1	5	1	62

Women

Race/ethnicity	Academic Rank					No academic rank	Total
	Professors	Associate professors	Assistant professors	Instructors	Lecturers		
Nonresident alien	<input type="text" value="0"/>	<input type="text" value="0"/>	<input type="text" value="2"/>	<input type="text" value="0"/>	<input type="text" value="0"/>	<input type="text" value="1"/>	3
Hispanic/Latino	<input type="text" value="0"/>	<input type="text" value="1"/>	<input type="text" value="1"/>	<input type="text" value="0"/>	<input type="text" value="0"/>	<input type="text" value="0"/>	2
American Indian or Alaska Native	<input type="text" value="0"/>	<input type="text" value="0"/>	<input type="text" value="0"/>	<input type="text" value="0"/>	<input type="text" value="0"/>	<input type="text" value="0"/>	0
Asian	<input type="text" value="0"/>	<input type="text" value="1"/>	<input type="text" value="2"/>	<input type="text" value="0"/>	<input type="text" value="0"/>	<input type="text" value="0"/>	3
Black or African American	<input type="text" value="0"/>	<input type="text" value="2"/>	<input type="text" value="3"/>	<input type="text" value="0"/>	<input type="text" value="2"/>	<input type="text" value="0"/>	7
Native Hawaiian or Other Pacific Islander	<input type="text" value="0"/>	<input type="text" value="0"/>	<input type="text" value="0"/>	<input type="text" value="0"/>	<input type="text" value="0"/>	<input type="text" value="0"/>	0
White	<input type="text" value="18"/>	<input type="text" value="20"/>	<input type="text" value="41"/>	<input type="text" value="0"/>	<input type="text" value="15"/>	<input type="text" value="0"/>	94
Two or more races	<input type="text" value="0"/>	<input type="text" value="1"/>	<input type="text" value="2"/>	<input type="text" value="0"/>	<input type="text" value="0"/>	<input type="text" value="0"/>	3
Race and ethnicity unknown	<input type="text" value="1"/>	<input type="text" value="1"/>	<input type="text" value="0"/>	<input type="text" value="0"/>	<input type="text" value="0"/>	<input type="text" value="0"/>	2
Total women	19	26	51	0	17	1	114
Total (men+women)	33	43	75	1	22	2	176

Total from prior year		175
-----------------------	--	-----

Institution: University of Missouri-St Louis (178420)

User ID: 29C0011

Part A1 - Full-time Instructional Staff - Without Faculty Status

**Number of Full-time Instructional Staff
Without Faculty Status
As of November 1, 2014**

- Report Hispanic/Latino individuals of any race as Hispanic/Latino
- Report race for non-Hispanic/Latino individuals only
- Include both Primarily Instruction and Instruction Combined with Research and/or Public Service

Men

Race/ethnicity	Without Faculty Status
<u>Nonresident alien</u>	<input type="text" value="0"/>
<u>Hispanic/Latino</u>	<input type="text" value="0"/>
<u>American Indian or Alaska Native</u>	<input type="text" value="0"/>
<u>Asian</u>	<input type="text" value="0"/>
<u>Black or African American</u>	<input type="text" value="0"/>
<u>Native Hawaiian or Other Pacific Islander</u>	<input type="text" value="0"/>
<u>White</u>	<input type="text" value="0"/>
Two or more races	<input type="text" value="0"/>
<u>Race and ethnicity unknown</u>	<input type="text" value="0"/>
Total men	0

Women

Race/ethnicity	Without Faculty Status
Nonresident alien	<input type="text" value="0"/>
Hispanic/Latino	<input type="text" value="0"/>
American Indian or Alaska Native	<input type="text" value="0"/>
Asian	<input type="text" value="0"/>
Black or African American	<input type="text" value="0"/>
Native Hawaiian or Other Pacific Islander	<input type="text" value="0"/>
White	<input type="text" value="0"/>
Two or more races	<input type="text" value="0"/>
Race and ethnicity unknown	<input type="text" value="0"/>
Total women	0

Total (men+women)	0
Total from prior year	

Institution: University of Missouri-St Louis (178420)

User ID: 29C0011

Part A2 - Full-time Instructional Staff by Function

Number of Full-time Instructional Staff

As of November 1, 2014


- Report Primarily Instruction and Instruction Combined with Research and/or Public Service separately, as indicated below

	With Faculty status					Without Faculty status	Total
	Tenured	On Tenure Track	Not on Tenure Track				
			Multi-year, continuing, or at-will contract	Annual contract	Less-than-annual contract		
<u>Instructional staff</u>	222	57	0	176	4	0	459
Total carried forward from previous screens	222	57	0	176	4	0	459
<u>Primarily Instruction</u>	220	57	0	175	4	0	456
<input checked="" type="radio"/> Exclusively credit	<input type="text" value="220"/>	<input type="text" value="57"/>	<input type="text" value="0"/>	<input type="text" value="175"/>	<input type="text" value="4"/>	<input type="text" value="0"/>	456
<input checked="" type="radio"/> Exclusively not-for-credit	<input type="text" value="0"/>	<input type="text" value="0"/>	<input type="text" value="0"/>	<input type="text" value="0"/>	<input type="text" value="0"/>	<input type="text" value="0"/>	0
Combined credit/not-for-credit	<input type="text" value="0"/>	<input type="text" value="0"/>	<input type="text" value="0"/>	<input type="text" value="0"/>	<input type="text" value="0"/>	<input type="text" value="0"/>	0
<u>Instruction/research/public service staff</u>	<input type="text" value="2"/>	<input type="text" value="0"/>	<input type="text" value="0"/>	<input type="text" value="1"/>	<input type="text" value="0"/>	<input type="text" value="0"/>	3

Part A3 - Full-time Instructional Staff - Totals

Total from prior year	3	18	4	26
-----------------------	---	----	---	----

Print Forms (data)

Two or more races	<input type="text" value="1"/>	<input type="text" value="0"/>	<input type="text" value="1"/>	<input type="text" value="0"/>	<input type="text" value="0"/>
Race and ethnicity unknown	<input type="text" value="1"/>	<input type="text" value="0"/>	<input type="text" value="0"/>	<input type="text" value="1"/>	<input type="text" value="0"/>
Total women	132	57	21	113	9
Total (men+women)	230	 80	82	174	13
Total from prior year	212	47	99	167	16

Part B2 - Full-time Non-instructional Staff by Occupational Category and Tenure Status

Total		1,464
-------	--	-------

Part G - Salaries Worksheet

Blank header area for the worksheet.

	?					?			?

Blank row for data entry.

Blank row for data entry.



Blank row for data entry.

									↓
--	--	--	--	--	--	--	--	--	---

Institution: University of Missouri-St Louis (178420)

User ID: 29C0011

Part G - Salary outlays for non-instructional staff

Occupational category	 Number of full-time staff (carried forward from previous screens)	 Total annual salary outlays
<u>Research staff</u>	14	<input type="text" value="1,151,070"/>
<u>Public Service staff</u>	16	<input type="text" value="1,070,488"/>
<u>Library and Student and Academic Affairs and Other Education Services Occupations</u> 25-4000 + 25-2000 + 25-3000 + 25-9000	26	<input type="text" value="1,286,405"/>
<u>Management Occupations</u> 11-0000	230	<input type="text" value="20,135,379"/>
<u>Business and Financial Operations Occupations</u> 13-0000	80	<input type="text" value="3,789,996"/>
<u>Computer, Engineering, and Science Occupations</u> 15-0000 + 17-0000 + 19-0000	82	<input type="text" value="4,315,797"/>
<u>Community, Social Service, Legal, Arts, Design, Entertainment, Sports, and Media Occupations</u> 21-0000 + 23-0000 + 27-0000	174	<input type="text" value="7,380,018"/>
<u>Healthcare Practitioners and Technical Occupations</u> 29-0000	13	<input type="text" value="573,065"/>
<u>Service Occupations</u> 31-0000 + 33-0000 + 35-0000 + 37-0000 + 39-0000	116	<input type="text" value="3,744,066"/>
<u>Sales and Related Occupations</u> 41-0000	2	<input type="text" value="65,217"/>
<u>Office and Administrative Support Occupations</u> 43-0000	204	<input type="text" value="7,068,700"/>
<u>Natural Resources, Construction, and Maintenance Occupations</u> 45-0000 + 47-0000 + 49-0000	43	<input type="text" value="1,800,989"/>
<u>Production, Transportation, and Material Moving Occupations</u> 51-0000 + 53-0000	5	<input type="text" value="189,259"/>

Print Forms (data)

Total women	0	0	0	29	29
Total (men+women)	0	0	0	54	54
Total from prior year				119	119

Print Forms (data)

Race and ethnicity unknown	<input type="text" value="0"/>	<input type="text" value="0"/>	<input type="text" value="1"/>	<input type="text" value="0"/>	<input type="text" value="0"/>
Total women	7	5	25	26	1
Total (men+women)	10	9	38	45	2
Total from prior year	14	5	35	52	1

Graduate Assistants		373
Teaching 25-1191		182
Research		143
Management Occupations 11-0000		0
Business and Financial Operations Occupations 13-0000		0
Computer, Engineering, and Science Occupations 15-0000 + 17-0000 + 19-0000		0
Community, Social Service, Legal, Arts, Design, Entertainment, Sports, and Media Occupations 21-0000 + 23-0000 + 27-0000		0
Library and Student and Academic Affairs and Other Education Services Occupations 25-4000 + 25-2000 + 25-3000 + 25-9000		48
Healthcare Practitioners and Technical Occupations 29-0000		0
Total		1,131

Institution: University of Missouri-St Louis (178420)

User ID: 29C0011

Part H - New Hires, Full-time Instructional Staff by Tenure Status

Number of Newly Hired Full-time Permanent Instructional Staff

(Hired full-time between July 1 and October 31, 2014 and still on the payroll of the institution as of November 1, 2014)

- Report Hispanic/Latino individuals of any race as Hispanic/Latino
- Report race for non-Hispanic/Latino individuals only
- Include Primarily Instruction and Instruction Combined with Research and Public Service

Men

Race/ethnicity	With Faculty status						Total
	Tenured	On Tenure Track	Not on Tenure Track			Without Faculty status	
			Multi-year, continuing, or at-will contract	Annual contract	Less-than-annual contract		
Nonresident alien	<input type="text" value="0"/>	<input type="text" value="2"/>	<input type="text" value="0"/>	<input type="text" value="1"/>	<input type="text" value="0"/>	<input type="text" value="0"/>	3
Hispanic/Latino	<input type="text" value="0"/>	<input type="text" value="0"/>	<input type="text" value="0"/>	<input type="text" value="0"/>	<input type="text" value="0"/>	<input type="text" value="0"/>	0
American Indian or Alaska Native	<input type="text" value="0"/>	<input type="text" value="0"/>	<input type="text" value="0"/>	<input type="text" value="0"/>	<input type="text" value="0"/>	<input type="text" value="0"/>	0
Asian	<input type="text" value="0"/>	<input type="text" value="1"/>	<input type="text" value="0"/>	<input type="text" value="0"/>	<input type="text" value="0"/>	<input type="text" value="0"/>	1
Black or African American	<input type="text" value="0"/>	<input type="text" value="0"/>	<input type="text" value="0"/>	<input type="text" value="0"/>	<input type="text" value="0"/>	<input type="text" value="0"/>	0
Native Hawaiian or Other Pacific Islander	<input type="text" value="0"/>	<input type="text" value="0"/>	<input type="text" value="0"/>	<input type="text" value="0"/>	<input type="text" value="0"/>	<input type="text" value="0"/>	0
White	<input type="text" value="0"/>	<input type="text" value="3"/>	<input type="text" value="0"/>	<input type="text" value="5"/>	<input type="text" value="0"/>	<input type="text" value="0"/>	8
Two or more races	<input type="text" value="0"/>	<input type="text" value="0"/>	<input type="text" value="0"/>	<input type="text" value="0"/>	<input type="text" value="0"/>	<input type="text" value="0"/>	0
Race and ethnicity unknown	<input type="text" value="0"/>	<input type="text" value="0"/>	<input type="text" value="0"/>	<input type="text" value="0"/>	<input type="text" value="0"/>	<input type="text" value="0"/>	0
Total men	0	6	0	6	0	0	12

Women

Race/ethnicity	With Faculty status						Total
	Tenured	On Tenure Track	Not on Tenure Track			Without Faculty status	
			Multi-year, continuing, or at-will contract	Annual contract	Less-than-annual contract		
Nonresident alien	<input type="text" value="0"/>	<input type="text" value="2"/>	<input type="text" value="0"/>	<input type="text" value="1"/>	<input type="text" value="0"/>	<input type="text" value="0"/>	3
Hispanic/Latino	<input type="text" value="0"/>	<input type="text" value="0"/>	<input type="text" value="0"/>	<input type="text" value="0"/>	<input type="text" value="0"/>	<input type="text" value="0"/>	0
American Indian or Alaska Native	<input type="text" value="0"/>	<input type="text" value="0"/>	<input type="text" value="0"/>	<input type="text" value="0"/>	<input type="text" value="0"/>	<input type="text" value="0"/>	0
Asian	<input type="text" value="0"/>	<input type="text" value="1"/>	<input type="text" value="0"/>	<input type="text" value="1"/>	<input type="text" value="0"/>	<input type="text" value="0"/>	2
Black or African American	<input type="text" value="0"/>	<input type="text" value="2"/>	<input type="text" value="0"/>	<input type="text" value="0"/>	<input type="text" value="0"/>	<input type="text" value="0"/>	2
Native Hawaiian or Other Pacific Islander	<input type="text" value="0"/>	<input type="text" value="0"/>	<input type="text" value="0"/>	<input type="text" value="0"/>	<input type="text" value="0"/>	<input type="text" value="0"/>	0
White	<input type="text" value="1"/>	<input type="text" value="4"/>	<input type="text" value="0"/>	<input type="text" value="9"/>	<input type="text" value="0"/>	<input type="text" value="0"/>	14
Two or more races	<input type="text" value="0"/>	<input type="text" value="0"/>	<input type="text" value="0"/>	<input type="text" value="1"/>	<input type="text" value="0"/>	<input type="text" value="0"/>	1

Print Forms (data)

Native Hawaiian or Other Pacific Islander	<input type="text" value="0"/>	<input type="text" value="0"/>	<input type="text" value="0"/>	<input type="text" value="0"/>	<input type="text" value="0"/>	
White	<input type="text" value="0"/>	<input type="text" value="0"/>	<input type="text" value="4"/>	<input type="text" value="0"/>	<input type="text" value="0"/>	34
Two or more races	<input type="text" value="0"/>	<input type="text" value="0"/>	<input type="text" value="0"/>	<input type="text" value="0"/>	<input type="text" value="0"/>	1
Race and ethnicity unknown	<input type="text" value="0"/>	<input type="text" value="0"/>	<input type="text" value="0"/>	<input type="text" value="0"/>	<input type="text" value="0"/>	1
Total women	0	0	5	0	0	54
Total (men+women)	2	0	5	2	0	81

65

Were any staff members difficult to categorize? If so, please explain in the box below.



This survey component was prepared by:

	Keyholder	<input type="radio"/>	SFA Contact		HR Contact	
	Finance Contact	<input type="radio"/>	Academic Library Contact		Other	
	Name:					

Office and Administrative Support Occupations SOC 43-0000	204	83	232
Natural Resources, Construction, and Maintenance Occupations SOC 45-0000 + 47-0000 + 49-0000	43	34	54
Production, Transportation, and Material Moving Occupations SOC 51-0000 + 53-0000	5	4	6

NOTE: Full-time-equivalent (FTE) staff is calculated by summing the total number of full-time staff and adding one-third of the total number of part-time staff. Graduate assistants are not included in the above figures. Many of the FTE figures may be included in the DFR.

Human Resources

University of Missouri-St Louis (178420)

Source	Description	Severity	Resolved	Options
--------	-------------	----------	----------	---------

Screen: B1 - FT Non-instructional, Occupation- 2

Upload File	This number is outside the expected range of between 1 and 30 based on the prior year value. Please correct your data or explain. (Error #1387)	Explanation	Yes	
Reason:	Moved to Office and Administrative Support Occupations due to a University-wide initiative that reevaluated, reclassified, and consolidated certain non-academic job positions.			
Upload File	This number is outside the expected range of between 17 and 35 based on the prior year value. Please correct			

