




You will find optional text boxes throughout SFA. Context boxes allow you to provide more information about the data you enter. Some of these context boxes may be made available to the public on College Navigator, so make sure that the information you enter can be understood easily by students, parents, and the general public.

To download the survey materials for this component: [Survey Materials](#)

**Section 1: Part A**

Part A establishes the number of students in various groups. Note that the numbers on this screen will be carried forward to other parts of the Student Financial Aid component.

			
01	All <u>undergraduate</u> students	13,787	
02	Of those in Group 1, those who are <u>full-time</u> , <u>first-time</u> degree/certificate-seeking	469	
02a	Of those in Group 2, those who were awore 02 r1.86 .51 Tfy3(ou), l0) rou7(b)-5003 re2637 .72138 Tw98 570.42 cm 0 03 Tw(9)2138 T2 345		

**Section 1: Part B**

--	--



Institution: University of Missouri-St Louis (178420)

User ID: 29C0011

Section 1: Part C, Page 1

Part C, Page 1 - Enter Information about Group 2

Group 2 students are all full-time, first-time degree/certificate-seeking undergraduate students enrolled in Fall 2017.

In the fields below, report the number of Group 2 students paying in-district, in-state, and out-of-state tuition rates. If your institution does not offer different rates, report all students as paying in-state tuition rates.

Information from Part A:			Fall 2017		
Group 2 (This number is carried forward from Part A, Line 02)			469		
Full-time, first-time degree/certificate-seeking undergraduates			YOUR PRIOR YEAR DATA		
Group 2 students:			Fall 2017		Fall 2016
			Number of Group 2 students	Percentage of Group 2 students	Percentage of Group 2 students
01	01a	<u>paying in-district tuition rates</u>	<input type="text" value="0"/>	0	0
	01b	<u>paying in-state tuition rates</u>	<input type="text" value="385"/>	82	85
	01c	<u>paying out-of-state tuition rates</u>	<input type="text" value="84"/>	18	15
	01d	Unknown (calculated value) This value is calculated using the following formula: [A02-(C01a+C01b+C01c)]	0	0	0

Section 1: Part C, Page 2

Part C, Page 2 - Enter Information about Group 2

Part C includes financial aid information about Group 2. Group 2 students are all full-time, first-time degree/certificate-seeking undergraduate students enrolled in Fall 2017.

For this part, report:

For These Students	The Following Type(s) of Aid	Awarded in This Period
<ul style="list-style-type: none"> <li>• Full-time, first-time degree/certificate-seeking undergraduate students enrolled in Fall 2017</li> </ul>	<ul style="list-style-type: none"> <li>• Grant or scholarship aid from:                             <ul style="list-style-type: none"> <li>◦ federal government</li> <li>◦ state/local government</li> <li>◦ the institution</li> </ul> </li> <li>• Loans to students from:                             <ul style="list-style-type: none"> <li>◦ the federal government</li> <li>◦ other sources, including private or other loans</li> </ul> </li> <li>• Do not include:                             <ul style="list-style-type: none"> <li>◦ grant or scholarship aid from private or other sources</li> <li>◦ PLUS loans or loans made to anyone other than the student</li> </ul> </li> </ul>	<ul style="list-style-type: none"> <li>• Any time during academic year 2017-18</li> <li>• For program reporters, this is the aid year period from July 1, 2017 through June 30, 2018.</li> </ul>









Section 1: Part D

Part D - Enter Information about Group 3

Group 3 students are all full-time, first-time degree/certificate-seeking undergraduate students enrolled in Fall 2017 paid the in-state or in-district tuition rate and who were awarded grant or scholarship aid from the following sources: the federal government, state/local government, or the institution. The information you report in this part will be used in Part F to calculate average institutional net price.

For this part, report:

For These Students	The Following Type(s) of Aid	Awarded in This Period
<ul style="list-style-type: none"> <li>• Full-time, first-time degree/certificate-seeking undergraduate students enrolled in Fall 2017 paid the in-state or in-district tuition rate and who were awarded grant or scholarship aid from the following sources: the federal government, state/local government, or the institution</li> <li>• Do not include students who were awarded only grant or scholarship aid from private or other sources, or students who were awarded only non-grant aid</li> </ul>	<ul style="list-style-type: none"> <li>• Grant or scholarship aid from:                             <ul style="list-style-type: none"> <li>Cfederal government</li> <li>Cstate/local government</li> <li>Cthe institution</li> </ul> </li> <li>• Do not include grant or scholarship aid from private or other sources</li> </ul>	<ul style="list-style-type: none"> <li>• Any time during academic year 2017-18</li> </ul>

In the fields below, report the number of Group 3 students with each type of living arrangement and the total amount of grant or scholarship aid from the federal government, state/local government, or the institution awarded to these students.

Information from Part A: YOUR PRIOR YEAR DATA 2015-2016    YOUR PRIOR YEAR DATA 2016-2017    2017-2018

Group 3  
 Full-time, first-time degree/certificate-seeking undergraduate students paid the in-state or in-district tuition rate and who were awarded grant or scholarship aid from the following sources: the federal government, state/local government, or the institution  
 (This number is carried forward from Part A, Line 03)

370      308      353

01	Report the number of Group 3 students with the following living arrangements:	YOUR PRIOR YEAR DATA	YOUR PRIOR YEAR DATA	2017-2018
			!	!




	government, or the institution awarded to Group 3 students			
03	Average grant or scholarship aid from the federal government, state/local government, or the institution awarded to Group 3 students (calculated value). This value is calculated using the following formula: $\frac{\text{Total Grant or Scholarship Aid}}{\text{Number of Group 3 Students}}$			

TD .002 Tc06.0042 T16[(Th)5form-5.1 6 (l)5d

Section 1: Part E

Part E – Enter Information about Group 4

Part E includes financial aid information about Group 4. Undergraduate students enrolled in Fall 2017 paid the in-state or in-district tuition rate and who were awarded any Title IV federal student aid, including federal grants or federal student loans. The information you report in this part will be used in Part G to calculate the Title IV federal student aid eligibility for each student.





Section 1: Part F






The notes below provide context for the data you've reported above and may be posted on the College Navigator website. Choose one option that best explains your data or choose "Non-applicable" if you do not


Section 2: Military Servicemembers and Veteran's Benefits - Undergraduate and Graduate


--



Summary

IPEDS Student Financial Aid (SFA) Survey Summary

IPEDS collects important information regarding your institution. All data reported in IPEDS survey components become available in the IPEDS Data Center and appear as aggregated data in various Department of Education reports. Additionally, some of the reported data appears specifically for your institution through the College Navigator website and is included in your institution's Data Feedback Report (DFR). The purpose of this summary is to provide you an opportunity to view some of the data that, when accepted through the IPEDS quality control process, will appear on the College Navigator website and/or your DFR. College Navigator is updated approximately three months after the data collection period closes and Data Feedback Reports will be available through the Data Center and sent to your institution's CEO in November 2018.

Please review your data for accuracy. If you have questions about the data displayed below after reviewing the data reported

	Number of students receiving benefits/assistance	benefits/assistance awarded through the institution
Post-9/11 GI Bill Benefits		
Undergraduate students	174	\$1,475,544
Graduate students	27	\$149,415
Total	201	\$1,624,959
Department of Defense Tuition Assistance Program		
Undergraduate students	29	\$91,500
Graduate students	1	\$2,250
Total	30	\$93,750

Student Financial Aid

--	--	--	--	--

--	--	--	--	--