

**Overview****IPEDS Student Financial Aid Component Overview  
Public Academic Reporters****Changes to This Year's SFA Component****Data Reporting Reminders****Undergraduate Student Groups**

- **Group 1:** All undergraduate students
- **Group 2:** Of Group 1, full-time, first-time degree/certificate-seeking students
- **Group 3:** Of Group 2, students who paid the in-state/in-district tuition rate and were awarded any grant/scholarship aid from the federal government, state/local government, or the institution
- **Group 4:** Of Group 2, students who paid the in-state/in-district tuition rate and were awarded any Title IV federal student aid



**COA Revisions****College Affordability and Transparency Lists****Interactive Edits and Error Messages**

Context Boxes
Resources

## Section 1: Part A

### Part A - Establish Your Groups

In the fields below, report the number of students in each of the following groups.

		Fall 2016	YOUR PRIOR YEAR DATA
			Fall 2015
Group 1	_____	<input type="text"/>	27,791
Group 2	_____	 <input type="text"/>	6,035
	_____	 <input type="text"/>	4,934
	_____	<input type="text"/>	4,827
Group 3		<input type="text"/>	2,614
Group 4	_____	<input type="text"/>	1,882

Section 1: Part B






**Part C, Page 2 - Enter Information about Group 2**

Part C includes financial aid information about Group 2. Group 2 students are all full-time, first-time degree/certificate-seeking undergraduate students enrolled in Fall 2016.

For this part, report:

For These Students	The Following Type(s) of Aid	Awarded in This Period
<ul style="list-style-type: none"> <li>Full-time, first-time degree/certificate-seeking undergraduate students enrolled in Fall 2016</li> </ul>	<ul style="list-style-type: none"> <li>Gra • Fu-6</li> </ul>	








**Section 1: Part D**

**Part D - Enter Information about Group 3**

For These Students	The Following Type(s) of Aid	Awarded in This Period
<ul style="list-style-type: none"> <li>• Full-time, first-time degree/certificate-seeking undergraduate students enrolled in Fall 2016 paid the in-state or in-district tuition rate and who were awarded grant or scholarship aid from the following sources: the federal government, state/local government, or the institution</li> <li>• Do <u>not</u> include students who were awarded only grant or scholarship aid from private or other sources, or students who were awarded only non-grant aid</li> </ul>	<ul style="list-style-type: none"> <li>• Grant or scholarship aid from the federal government</li> <li>• Grant or scholarship aid from state/local government</li> <li>• Grant or scholarship aid from the institution</li> <li>• Do <u>not</u> include grant or scholarship aid from private or other sources</li> </ul>	<ul style="list-style-type: none"> <li>• Any time during academic year 2016-17</li> </ul>

In the fields below, report the number of Group 3 students with each type of living arrangement and the total amount of grant or scholarship aid from the federal government, state/local government, or the institution awarded to these students.

Information from Part A:	YOUR PRIOR YEAR DATA 2014-2015	YOUR PRIOR YEAR DATA 2015-2016	2016-2017
Group 3	<input type="text"/>	<input type="text"/>	
Report the number of Group 3 students with the following living arrangements:	YOUR PRIOR YEAR DATA 2014-15	YOUR PRIOR YEAR DATA 2015-16	2016-17
_____	<input type="text"/>	<input type="text"/>	<input type="text"/>
_____	<input type="text"/>	<input type="text"/>	<input type="text"/>
_____	<input type="text"/>	<input type="text"/>	<input type="text"/>
Report the total amount of grant or scholarship aid from the federal government, state/local	<input type="text"/>	<input type="text"/>	<input type="text"/>



Section 1: Part E

				⚠	

--	--

government, or  
the institution

2014-15

Col. 1

Col. 2

Col. 3

Col. 4

Income level

\$0-30,000

02a



wish to provide context notes. If none of the options provided explains your institution's data, then choose "Other" and write your own context notes. Notes should be written to be understood by students and parents. For example, institutions may report here other sources of private aid not included in the categories listed.


<div data-bbox="48 291 1312 506" data-label="Form"></div>
--


Institution: University of Missouri-Columbia (178396)



An empty rectangular box with a thin border, containing a vertical scrollbar on the right side and a horizontal scrollbar at the bottom left corner. The box is currently empty of any data or text.



	—
Non-applicable	
<div style="border: 1px solid gray; height: 80px; width: 100%; position: relative;"><div style="position: absolute; top: -15px; right: -15px; text-align: center;">^</div><div style="position: absolute; top: 15px; right: -15px; text-align: center;">v</div><div style="position: absolute; bottom: -15px; left: -15px; text-align: center;">&lt; &gt;</div></div>	



Prepared by

The name of the preparer is being collected so that we can follow up with the appropriate person in the event that there are questions concerning the data. The Keyholder will be copied on all email correspondence to other preparers.

The time it took to prepare this component is being collected so that we can continue to improve our estimate of the reporting burden associated with IPEDS. Please include in your estimate the time it took for you to review instructions, query and search data sources, complete and review the component, and submit the data through the Data Collection System.

Thank you for your assistance.

This survey component was prepared by:

	Keyholder		SFA Contact		HR Contact	
	Finance Contact		Academic Library Contact		Other	
Name:						

Institution: University of Missouri-Columbia (178396)

User ID: 29C0011

Summary

IPEDS Student Financial Aid (SFA) Survey Summary

IPEDS collects important information regarding your institution. All data reported in IPEDS survey components become available in the IPEDS Data Center and appear as aggregated data in various Department of Education reports. Additionally, some of the reported data appears specifically for your institution through the College Navigator website and is included in your institution's Data Feedback Report (DFR). The purpose of this summary is to provide you an opportunity to view some of the data that, when accepted through the IPEDS quality control process, will appear on the College Navigator website and/or your DFR. College Navigator is updated approximately three months after the data collection period closes and Data Feedback Reports will be available through the Data Center and sent to your institution's CEO in November 2017.

Please review your data for accuracy. If you have questions about the data displayed below after reviewing the data reported on the survey screens, please contact the IPEDS Help Desk at: 1-877-225-2568 or [ipedshelp@rti.org](mailto:ipedshelp@rti.org).

Total grant aid received by all undergraduate students		\$137,749,806
Number of undergraduate students who received a Pell Grant		4,893
Percentage of FTFT students receiving any financial aid		83%
	Percentage of FTFT students receiving grant aid by type	Average amount of grant aid received by type
Total	69%	\$9,316
Federal Government	21%	\$4,708
Pell	19%	\$4,168
Other Federal	8%	\$2,353
State/Local Government	29%	\$2,570
Institutional	65%	\$7,219
	Percentage of FTFT students receiving loans by type	Average amount of loans received by type
Total	44%	\$7,583
Federal	43%	\$5,677
Non-federal	6%	\$15,525
Average net price for FTFT students who receive grant aid		\$17,762
Average net price for FTFT students who receive Title IV federal student aid		
\$0 – 30,000		\$13,234
\$30,001 – 48,000		\$14,032
\$48,001 – 75,000		\$16,745
\$75,001 – 110,000		\$20,200
\$110,001 and more		\$23,074

Military Servicemembers and Veteran's Benefits	

	Number of students receiving benefits/assistance	Total dollar amount of benefits/assistance awarded through the institution
<b>Post-9/11 GI Bill Benefits</b>		
Undergraduate students	331	\$2,598,373
Graduate students	93	\$981,641
Total	424	\$3,580,014
<b>Department of Defense Tuition Assistance Program</b>		
Undergraduate students	57	\$163,624
Graduate students	29	\$54,000
Total	86	\$217,624

Edit Report

Student Financial Aid

University of Missouri-Columbia (178396)

Source	Description	Severity	Resolved	Options
--------	-------------	----------	----------	---------

Screen: Part A - Establish your groups

Screen Entry	The number entered is outside the expected range of between 4,828 and 7,242 when compared with the prior year value. Please correct your data or explain. (Error #7121)	Explanation	Yes	
--------------	---	-------------	-----	--

Reason: This is correct as reported in the Fall Enrollment survey for the Fall 2016 cohort.

Screen Entry	The number entered is outside the expected range of between 3,948 and 5,920 when compared with the prior year value. Please correct your data or explain. (Error #7132)	Explanation	Yes	
--------------	---	-------------	-----	--

Reason: The decrease in Group 2 is a reflection of the overall decrease of first-time college in Group 1.

Reason:b-8 | 0 0 | 3.6 289.5 -(r -6. Informa .002.416 abl)-0 1 49(pl)-0 1 p 2.3(ra)-7(ng)-7(e o)-7(f)-.6( b)-7(e)480.84een 4,828 and 7,242 wh-7(832.5(b-8 | 8)-6.3(se36.4(ared)-6.e)-6a)-6.erro-6.eEoEtdxpeE6.3( 29(2(e).9( awa)-6.e).3(fl6x)-d)-6.eplx3ud-6.ee is-5.8(x o)-6.ex.3( 29(2e002 Tw [(e)-6.6(x)-