

Overview

Human Resources Overview

Welcome to the IPEDS Human Resources (HR) survey component. The HR component collects important information about your institution's staff.

Data Reporting Reminders

- Report each employee only once. If an employee could be coded in more than one occupation, code the employee in the occupation that requires the highest level of skill OR if there is no measurable difference in skill requirements, code the employee in the occupation in which they spend the most time.
 (Reporting institutions only) include all full-time, non-medical school, instructional staff - both with and without faculty status.

See the instructions for the **Key Reporting Concepts** section -- basic reporting concepts that will assist you in completing the Human Resources survey component.

Resources:

To download the survey materials for this component: [Survey Materials](#)

All staff must now be reported using the new IPEDS occupational categories, which align with the 2018 Standard Occupational Classification (SOC) codes. Additional information and resources can be found in the [IPEDS HR/SOC Information Center](#), including general information about the SOC, the IPEDS/SOC

Human Resources Screening Questions

	<input type="radio"/>
	<input checked="" type="radio"/>
	<input type="radio"/>
	<input checked="" type="radio"/>
	<input type="radio"/>
	<input checked="" type="radio"/>
	<input type="radio"/>
	<input checked="" type="radio"/>
	<input type="radio"/>
	<input checked="" type="radio"/>

--	--

Institution: University of Missouri-St Louis (178420)

User ID: 29C0011

Part A1 - Full-time Instructional Staff by Academic Rank and Tenure Status - On Tenure Track

**Number of Full-time Instructional Staff
With Faculty Status
On Tenure Track**

As of November 1, 2018

- Report Hispanic/Latino individuals of any race as Hispanic/Latino
- Report race for non-Hispanic/Latino individuals only
- Include both Primarily Instruction and Instruction Combined with Research and/or Public Service

Men

Race/ethnicity	Academic Rank					No academic rank	Total
	Professors	Associate professors	Assistant professors	Instructors	Lecturers		
<u>Nonresident alien</u>	<input type="text" value="0"/>	<input type="text" value="0"/>	<input type="text" value="6"/>	<input type="text" value="0"/>	<input type="text" value="0"/>	<input type="text" value="0"/>	6
<u>Hispanic/Latino</u>	<input type="text" value="0"/>	<input type="text" value="0"/>	<input type="text" value="0"/>	<input type="text" value="0"/>	<input type="text" value="0"/>	<input type="text" value="0"/>	0
<u>American Indian or Alaska Native</u>	<input type="text" value="0"/>	<input type="text" value="0"/>	<input type="text" value="0"/>	<input type="text" value="0"/>	<input type="text" value="0"/>	<input type="text" value="0"/>	0
<u>Asian</u>	<input type="text" value="0"/>	<input type="text" value="0"/>	<input type="text" value="3"/>	<input type="text" value="0"/>	<input type="text" value="0"/>	<input type="text" value="0"/>	3
<u>Black or African American</u>	<input type="text" value="0"/>	<input type="text" value="0"/>	<input type="text" value="2"/>	<input type="text" value="0"/>	<input type="text" value="0"/>	<input type="text" value="0"/>	2
<u>Native Hawaiian or Other Pacific Islander</u>	<input type="text" value="0"/>	<input type="text" value="0"/>	<input type="text" value="0"/>	<input type="text" value="0"/>	<input type="text" value="0"/>	<input type="text" value="0"/>	0
<u>White</u>	<input type="text" value="0"/>	<input type="text" value="1"/>	<input type="text" value="10"/>	<input type="text" value="0"/>	<input type="text" value="0"/>	<input type="text" value="0"/>	11
Two or more races	<input type="text" value="0"/>	<input type="text" value="0"/>	<input type="text" value="0"/>	<input type="text" value="0"/>	<input type="text" value="0"/>	<input type="text" value="0"/>	0
<u>Race and ethnicity unknown</u>	<input type="text" value="0"/>	<input type="text" value="0"/>	<input type="text" value="0"/>	<input type="text" value="0"/>	<input type="text" value="0"/>	<input type="text" value="0"/>	0
Total men	0	1	21	0	0	0	22

Women

Race/ethnicity	Academic Rank					No academic rank	Total
	Professors	Associate professors	Assistant professors	Instructors	Lecturers		
Nonresident alien	<input type="text" value="0"/>	<input type="text" value="0"/>	<input type="text" value="3"/>	<input type="text" value="0"/>	<input type="text" value="0"/>	<input type="text" value="0"/>	3
Hispanic/Latino	<input type="text" value="0"/>	<input type="text" value="0"/>	<input type="text" value="0"/>	<input type="text" value="0"/>	<input type="text" value="0"/>	<input type="text" value="0"/>	0
American Indian or Alaska Native	<input type="text" value="0"/>	<input type="text" value="0"/>	<input type="text" value="0"/>	<input type="text" value="0"/>	<input type="text" value="0"/>	<input type="text" value="0"/>	0
Asian	<input type="text" value="0"/>	<input type="text" value="0"/>	<input type="text" value="5"/>	<input type="text" value="0"/>	<input type="text" value="0"/>	<input type="text" value="0"/>	5
Black or African American	<input type="text" value="0"/>	<input type="text" value="0"/>	<input type="text" value="4"/>	<input type="text" value="0"/>	<input type="text" value="0"/>	<input type="text" value="0"/>	4
Native Hawaiian or Other Pacific Islander	<input type="text" value="0"/>	<input type="text" value="0"/>	<input type="text" value="0"/>	<input type="text" value="0"/>	<input type="text" value="0"/>	<input type="text" value="0"/>	0
White	<input type="text" value="0"/>	<input type="text" value="1"/>	<input type="text" value="22"/>	<input type="text" value="0"/>	<input type="text" value="0"/>	<input type="text" value="0"/>	23

	<input type="text"/>	<input type="text"/>	<input type="text"/>	<input type="text"/>	<input type="text"/>	<input type="text"/>	
	<input type="text"/>	<input type="text"/>	<input type="text"/>	<input type="text"/>	<input type="text"/>	<input type="text"/>	

Part A1 - Full-time Instructional Staff by Academic Rank and Tenure Status - Less-Than-Annual Contract


Number of Full-time Instructional Staff
With Faculty Status
Not on Tenure Track - Less-than-annual Contract

As of November 1, 2018

- Report Hispanic/Latino individuals of any race as Hispanic/Latino
- Report race for non-Hispanic/Latino individuals only
- Include both Primarily Instruction and Instruction Combined with Research and/or Public Service

_____	<input style="width: 100%; height: 100%;" type="text"/>	<input style="width: 100%; height: 100%;" type="text"/>	<input style="width: 100%; height: 100%;" type="text"/>	<input style="width: 100%; height: 100%;" type="text"/>	<input style="width: 100%; height: 100%;" type="text"/>	<input style="width: 100%; height: 100%;" type="text"/>
_____	<input style="width: 100%; height: 100%;" type="text"/>	<input style="width: 100%; height: 100%;" type="text"/>	<input style="width: 100%; height: 100%;" type="text"/>	<input style="width: 100%; height: 100%;" type="text"/>	<input style="width: 100%; height: 100%;" type="text"/>	<input style="width: 100%; height: 100%;" type="text"/>
_____	<input style="width: 100%; height: 100%;" type="text"/>	<input style="width: 100%; height: 100%;" type="text"/>	<input style="width: 100%; height: 100%;" type="text"/>	<input style="width: 100%; height: 100%;" type="text"/>	<input style="width: 100%; height: 100%;" type="text"/>	<input style="width: 100%; height: 100%;" type="text"/>
_____	<input style="width: 100%; height: 100%;" type="text"/>	<input style="width: 100%; height: 100%;" type="text"/>	<input style="width: 100%; height: 100%;" type="text"/>	<input style="width: 100%; height: 100%;" type="text"/>	<input style="width: 100%; height: 100%;" type="text"/>	<input style="width: 100%; height: 100%;" type="text"/>
_____	<input style="width: 100%; height: 100%;" type="text"/>	<input style="width: 100%; height: 100%;" type="text"/>	<input style="width: 100%; height: 100%;" type="text"/>	<input style="width: 100%; height: 100%;" type="text"/>	<input style="width: 100%; height: 100%;" type="text"/>	<input style="width: 100%; height: 100%;" type="text"/>
_____	<input style="width: 100%; height: 100%;" type="text"/>	<input style="width: 100%; height: 100%;" type="text"/>	<input style="width: 100%; height: 100%;" type="text"/>	<input style="width: 100%; height: 100%;" type="text"/>	<input style="width: 100%; height: 100%;" type="text"/>	<input style="width: 100%; height: 100%;" type="text"/>
_____	<input style="width: 100%; height: 100%;" type="text"/>	<input style="width: 100%; height: 100%;" type="text"/>	<input style="width: 100%; height: 100%;" type="text"/>	<input style="width: 100%; height: 100%;" type="text"/>	<input style="width: 100%; height: 100%;" type="text"/>	<input style="width: 100%; height: 100%;" type="text"/>
_____	<input style="width: 100%; height: 100%;" type="text"/>	<input style="width: 100%; height: 100%;" type="text"/>	<input style="width: 100%; height: 100%;" type="text"/>	<input style="width: 100%; height: 100%;" type="text"/>	<input style="width: 100%; height: 100%;" type="text"/>	<input style="width: 100%; height: 100%;" type="text"/>
_____	<input style="width: 100%; height: 100%;" type="text"/>	<input style="width: 100%; height: 100%;" type="text"/>	<input style="width: 100%; height: 100%;" type="text"/>	<input style="width: 100%; height: 100%;" type="text"/>	<input style="width: 100%; height: 100%;" type="text"/>	<input style="width: 100%; height: 100%;" type="text"/>
_____	<input style="width: 100%; height: 100%;" type="text"/>	<input style="width: 100%; height: 100%;" type="text"/>	<input style="width: 100%; height: 100%;" type="text"/>	<input style="width: 100%; height: 100%;" type="text"/>	<input style="width: 100%; height: 100%;" type="text"/>	<input style="width: 100%; height: 100%;" type="text"/>
Total men						

	<input style="width: 100%; height: 100%;" type="text"/>	<input style="width: 100%; height: 100%;" type="text"/>	<input style="width: 100%; height: 100%;" type="text"/>	<input style="width: 100%; height: 100%;" type="text"/>	<input style="width: 100%; height: 100%;" type="text"/>	<input style="width: 100%; height: 100%;" type="text"/>	
	<input style="width: 100%; height: 100%;" type="text"/>	<input style="width: 100%; height: 100%;" type="text"/>	<input style="width: 100%; height: 100%;" type="text"/>	<input style="width: 100%; height: 100%;" type="text"/>	<input style="width: 100%; height: 100%;" type="text"/>	<input style="width: 100%; height: 100%;" type="text"/>	
	<input style="width: 100%; height: 100%;" type="text"/>	<input style="width: 100%; height: 100%;" type="text"/>	<input style="width: 100%; height: 100%;" type="text"/>	<input style="width: 100%; height: 100%;" type="text"/>	<input style="width: 100%; height: 100%;" type="text"/>	<input style="width: 100%; height: 100%;" type="text"/>	
	<input style="width: 100%; height: 100%;" type="text"/>	<input style="width: 100%; height: 100%;" type="text"/>	<input style="width: 100%; height: 100%;" type="text"/>	<input style="width: 100%; height: 100%;" type="text"/>	<input style="width: 100%; height: 100%;" type="text"/>	<input style="width: 100%; height: 100%;" type="text"/>	
	<input style="width: 100%; height: 100%;" type="text"/>	<input style="width: 100%; height: 100%;" type="text"/>	<input style="width: 100%; height: 100%;" type="text"/>	<input style="width: 100%; height: 100%;" type="text"/>	<input style="width: 100%; height: 100%;" type="text"/>	<input style="width: 100%; height: 100%;" type="text"/>	
	<input style="width: 100%; height: 100%;" type="text"/>	<input style="width: 100%; height: 100%;" type="text"/>	<input style="width: 100%; height: 100%;" type="text"/>	<input style="width: 100%; height: 100%;" type="text"/>	<input style="width: 100%; height: 100%;" type="text"/>	<input style="width: 100%; height: 100%;" type="text"/>	
	<input style="width: 100%; height: 100%;" type="text"/>	<input style="width: 100%; height: 100%;" type="text"/>	<input style="width: 100%; height: 100%;" type="text"/>	<input style="width: 100%; height: 100%;" type="text"/>	<input style="width: 100%; height: 100%;" type="text"/>	<input style="width: 100%; height: 100%;" type="text"/>	
	<input style="width: 100%; height: 100%;" type="text"/>	<input style="width: 100%; height: 100%;" type="text"/>	<input style="width: 100%; height: 100%;" type="text"/>	<input style="width: 100%; height: 100%;" type="text"/>	<input style="width: 100%; height: 100%;" type="text"/>	<input style="width: 100%; height: 100%;" type="text"/>	

	<input type="text"/>	<input type="text"/>	<input type="text"/>	<input type="text"/>	<input type="text"/>	<input type="text"/>	
	<input type="text"/>	<input type="text"/>	<input type="text"/>	<input type="text"/>	<input type="text"/>	<input type="text"/>	
Total women							
Total (men+women)							
							1

Part A1 - Full-time Instructional Staff by Academic Rank and Tenure Status - Indefinite duration contract

Number of Full-time Instructional Staff With Faculty Status Not on Tenure Track - Indefinite duration contract

As of November 1, 2018

- Report Hispanic/Latino individuals of any race as Hispanic/Latino
• Report race for non-Hispanic/Latino individuals only
• Include both Primarily Instruction and Instruction Combined with Research and/or Public Service

Table with 7 columns and 10 rows of empty input boxes for data entry.

Total men

Table with 7 columns and 7 rows of empty input boxes for data entry.

Part A1 - Full-time Instructional Staff - Without Faculty Status

**Number of Full-time Instructional Staff
Without Faculty Status
As of November 1, 2018**

- Report Hispanic/Latino individuals of any race as Hispanic/Latino
- Report race for non-Hispanic/Latino individuals only
- Include both Primarily Instruction and Instruction Combined with Research and/or Public Service

_____	<input type="text"/>
_____	<input type="text"/>
_____	<input type="text"/>
_____	<input type="text"/>
_____	<input type="text"/>
_____	<input type="text"/>
_____	<input type="text"/>
_____	<input type="text"/>
_____	<input type="text"/>
_____	<input type="text"/>
Total men	
	<input type="text"/>
	<input type="text"/>
	<input type="text"/>
	<input type="text"/>
	<input type="text"/>
	<input type="text"/>
	<input type="text"/>
	<input type="text"/>
	<input type="text"/>
Total women	
Total (men+women)	

Total from prior year	
-----------------------	--

Institution: University of Missouri-St Louis (178420)




User ID: 29C0011

Part A2 - Full-time Instructional Staff by Function

Number of Full-time Instructional Staff

As of November 1, 2018

- Report Primarily Instruction and Instruction Combined with Research and/or Public Service separately, as indicated below

	With <u>Faculty Status</u>						Without Faculty Status	Total
	<u>Tenured</u>	<u>On Tenure Track</u>	<u>Not on Tenure Track</u>					
			<u>Multi-year</u>	<u>Annual contract</u>	<u>Less-than-annual contract</u>	<u>Indefinite duration (continuing or at-will)</u>		
<u>Instructional staff</u>	178	58	0	171	 0	0	0	407
Total carried forward from previous screens	178	58	0	171	0	0	0	407
<u>Primarily Instruction</u>	176	58	0	171	0	0	0	405
 Exclusively credit	<input type="text" value="176"/>	<input type="text" value="58"/>	<input type="text" value="0"/>	<input type="text" value="171"/>	<input type="text" value="0"/>	<input type="text" value="0"/>	<input type="text" value="0"/>	405
 Exclusively not-for-credit	<input type="text" value="0"/>	<input type="text" value="0"/>	<input type="text" value="0"/>	<input type="text" value="0"/>	<input type="text" value="0"/>	<input type="text" value="0"/>	<input type="text" value="0"/>	0
Combined credit/not-for-credit	<input type="text" value="0"/>	<input type="text" value="0"/>	<input type="text" value="0"/>	<input type="text" value="0"/>	<input type="text" value="0"/>	<input type="text" value="0"/>	<input type="text" value="0"/>	0
<u>Instruction/research/public service staff</u>	<input type="text" value="2"/>	<input type="text" value="0"/>	<input type="text" value="0"/>	<input type="text" value="0"/>	<input type="text" value="0"/>	<input type="text" value="0"/>	<input type="text" value="0"/>	2

Part A3 - Full-time Instructional Staff - Totals

Institution: University of Missouri-St Louis (178420)

User ID: 29C0011

Part B1 - Full-time Non-instructional Staff by Occupational Category**Number of Full-time Non-instructional Staff
by Occupational Category**


As of November 1, 2018


- Report Hispanic/Latino individuals of any race as Hispanic/Latino
- Report race for non-Hispanic/Latino individuals only

Race/ethnicity	<u>Instructional Staff</u> (carried forward from Part A)	<u>Research staff</u>	<u>Public Service staff</u>
<u>Nonresident alien</u>	8	<input type="text" value="0"/>	<input type="text" value="0"/>
<u>Hispanic/Latino</u>	2	<input type="text" value="0"/>	<input type="text" value="0"/>
<u>American Indian or Alaska Native</u>	0	<input type="text" value="0"/>	<input type="text" value="0"/>
<u>Asian</u>	25	<input type="text" value="1"/>	<input type="text" value="0"/>
<u>Black or African American</u>	7	<input type="text" value="0"/>	<input type="text" value="0"/>
<u>Native Hawaiian or Other Pacific Islander</u>	1	<input type="text" value="0"/>	<input type="text" value="0"/>
<u>White</u>	137	<input type="text" value="3"/>	<input type="text" value="5"/>
Two or more races	1	<input type="text" value="0"/>	<input type="text" value="0"/>
<u>Race and ethnicity unknown</u>	3	<input type="text" value="0"/>	<input type="text" value="0"/>
Total men	184	4	5

Race/ethnicity	<u>Instructional Staff</u> (carried forward from Part A)	<u>Research staff</u>	<u>Public Service staff</u>
Nonresident alien	8	<input type="text" value="1"/>	<input type="text" value="0"/>
Hispanic/Latino	4	<input type="text" value="0"/>	<input type="text" value="0"/>
American Indian or Alaska Native	1	<input type="text" value="0"/>	<input type="text" value="0"/>
Asian	19	<input type="text" value="0"/>	<input type="text" value="0"/>
Black or African American	19	<input type="text" value="0"/>	<input type="text" value="0"/>
Native Hawaiian or Other Pacific Islander	1	<input type="text" value="0"/>	<input type="text" value="0"/>
White	160	<input type="text" value="1"/>	<input type="text" value="8"/>
Two or more races	3	<input type="text" value="0"/>	<input type="text" value="0"/>
Race and ethnicity unknown	8	<input type="text" value="0"/>	<input type="text" value="0"/>
Total women	223	2	8

Total (men+women)	407	6	13
Total from prior year	421	9	13



	<input type="text"/>	<input type="text"/>	<input type="text"/>	<input type="text"/>
	<input type="text"/>	<input type="text"/>	<input type="text"/>	<input type="text"/>
Total women				
Total (men+women)				
	1	15		8

**Number of Full-time Non-instructional Staff
by Occupational Category**

As of November 1, 2018


- Report Hispanic/Latino individuals of any race as Hispanic/Latino
- Report race for non-Hispanic/Latino individuals only

	_____	_____	_____	_____	_____	
_____	<input type="text"/>	<input type="text"/>	<input type="text"/>	<input type="text"/>	<input type="text"/>	
_____	<input type="text"/>	<input type="text"/>	<input type="text"/>	<input type="text"/>	<input type="text"/>	
_____	<input type="text"/>	<input type="text"/>	<input type="text"/>	<input type="text"/>	<input type="text"/>	
_____	<input type="text"/>	<input type="text"/>	<input type="text"/>	<input type="text"/>	<input type="text"/>	
_____	<input type="text"/>	<input type="text"/>	<input type="text"/>	<input type="text"/>	<input type="text"/>	
_____	<input type="text"/>	<input type="text"/>	<input type="text"/>	<input type="text"/>	<input type="text"/>	
_____	<input type="text"/>	<input type="text"/>	<input type="text"/>	<input type="text"/>	<input type="text"/>	
_____	<input type="text"/>	<input type="text"/>	<input type="text"/>	<input type="text"/>	<input type="text"/>	
_____	<input type="text"/>	<input type="text"/>	<input type="text"/>	<input type="text"/>	<input type="text"/>	
Total men						

	_____	_____	_____	_____	_____	
	<input type="text"/>	<input type="text"/>	<input type="text"/>	<input type="text"/>	<input type="text"/>	
	<input type="text"/>	<input type="text"/>	<input type="text"/>	<input type="text"/>	<input type="text"/>	
	<input type="text"/>	<input type="text"/>	<input type="text"/>	<input type="text"/>	<input type="text"/>	



American Indian or Alaska Native						
Asian	0	0	3	0	0	30
Black or African American	12	0	32	0	0	146
Native Hawaiian or Other Pacific Islander	0	0	0	0	0	1
White	14	2	76	1	2	503
Two or more races	1	0	2	0	0	14
Race and ethnicity unknown	0	0	5	0	0	44
Total women	30	2	123	1	2	770
Total (men+women)	95	2	145	41	3	1,334
Total from prior year	87	1	149	33	5	1,341

Technical
Occupations
29-0000



Sales and Related Occupations 41-0000	2
Office and Administrative Support Occupations 43-0000	145
Natural Resources, Construction, and Maintenance Occupations 45-0000 + 47-0000 + 49-0000	41
Production, Transportation, and Material Moving Occupations 51-0000 + 53-0000	3
Total	1,334

Part G1 - Salaries Worksheet

Institution: University of Missouri-St Louis (178420)

User ID: 29C0011

Part G2 - Salary Outlays for Instructional Staff

**Salary Outlays
for Full-time Instructional Staff**

Annual Salary Outlays, 2018-19

- Report the **TOTAL ANNUAL** salary outlays for the full-time instructional staff reported in the 12 months, 11 months, 10 months, and 9 months columns on the previous screen, Part G1 – Salaries Worksheet
- Using the **TOTAL ANNUAL** salary outlays data provided, the system will calculate the Equated 9 months by academic rank and gender.

Gender and academic rank	Total staff for salary reporting (from Part G, screen 1)	Salary Outlays					Equated 9 months
		12 months	11 months	10 months	9 months		
Professors	75	2,965,894	0	0	5,884,574	8,108,995	
Associate professors	59	1,216,173	0	0	3,481,427	4,393,557	
Assistant professors	48	334,588	0	0	2,920,881	3,171,822	
Instructors	0	0	0	0	0	0	
Lecturers	1	0	0	0	60,000	60,000	
No academic rank	1	47,476	0	0	0	35,607	
Total men	184	4,564,131	0	0	12,346,882	15,769,980	
Professors	43	968,158	0	0	3,178,422	3,904,541	
Associate professors	74	1,445,359	0	0	4,208,042	5,292,061	
Assistant professors	105	1,271,784	0	0	5,715,429	6,669,267	
Instructors	0	0	0	0	0	0	
Lecturers	1	55,982	0	0	0	41,987	
No academic rank	0	0	0	0	0	0	
Total women	223	3,741,283	0	0	13,101,893	15,907,855	
	407	8,305,414	0	0	25,448,775	31,677,836	

Total (men + women)						
---------------------------	--	--	--	--	--	--


Institution: University of Missouri-St Louis (178420)

User ID: 29C0011

Part G3 - Average Salaries for Instructional Staff by Academic Rank



**Average Salary by academic rank
for Full-time Instructional Staff**

Annual Average Salaries, 2018-19

Gender and academic rank	Total staff for salary reporting (from Part G, screen 1)	Annual Average Salaries				
		12 months	11 months	10 months	9 months	 Equated 9 months
Professors	75	134,813			111,030	108,120
Associate professors	59	110,561			72,530	74,467
Assistant professors	48	83,647			66,384	66,080
Instructors	0					
Lecturers	1				60,000	60,000
No academic rank	1	47,476				35,607
Total men	184	120,109			84,568	85,706
Professors	43	138,308			88,290	90,803
Associate professors	74	103,240			70,134	71,514
Assistant professors	105	79,487			64,218	63,517
Instructors	0					
Lecturers	1	55,982				41,987
No academic rank	0					
Total women	223	98,455			70,821	71,336
Total (men+women)	407	109,282			76,885	77,833

Part G4 - Salary Outlays for Non-instructional Staff


**Salary Outlays
for Full-time Non-instructional Staff
Annual Salary Outlays, 2018-19**

Occupational category	 Number of full-time staff (carried forward from the Part B - FT, non-instructional staff screens)	 Total annual salary outlays
<u>Research staff</u>	6	343,848
<u>Public Service staff</u>	13	1,172,492
<u>Library and Student and Academic Affairs and Other Education Services Occupations</u> <u>25-4000 + 25-2000 + 25-3000 + 25-9000</u>	25	1,386,307
<u>Management Occupations</u> 11-0000	125	13,530,051
<u>Business and Financial Operations Occupations</u> 13-0000	125	

	<input type="text"/>	<input type="text"/>	<input type="text"/>	<input type="text"/>	
	<input type="text"/>	<input type="text"/>	<input type="text"/>	<input type="text"/>	
	<input type="text"/>	<input type="text"/>	<input type="text"/>	<input type="text"/>	
	<input type="text"/>	<input type="text"/>	<input type="text"/>	<input type="text"/>	
Total women					
Total (men+women)					
				4	4

Part D - Part-time Staff by Occupational Category

Part D - Part-time Staff by Occupational Category


	<input type="text"/>	<input type="text"/>	<input type="text"/>	<input type="text"/>	<input type="text"/>	
	<input type="text"/>	<input type="text"/>	<input type="text"/>	<input type="text"/>	<input type="text"/>	
	<input type="text"/>	<input type="text"/>	<input type="text"/>	<input type="text"/>	<input type="text"/>	
	<input type="text"/>	<input type="text"/>	<input type="text"/>	<input type="text"/>	<input type="text"/>	
	<input type="text"/>	<input type="text"/>	<input type="text"/>	<input type="text"/>	<input type="text"/>	
	<input type="text"/>	<input type="text"/>	<input type="text"/>	<input type="text"/>		
						

Part D - Graduate assistants

Part D - Graduate assistants				



	<input type="text"/>	<input type="text"/>	<input type="text"/>	
	<input type="text"/>	<input type="text"/>	<input type="text"/>	
Total women				
Total (men+women)				
	152	91	66	309

Part H - New Hires, Full-time Staff by Occupational Category

Number of Newly Hired Full-time Staff

(Hired full-time between November 1, 2017 - October 31, 2018)

- Report Hispanic/Latino individuals of any race as Hispanic/Latino
- Report race for non-Hispanic/Latino individuals only

	<hr style="border: none; border-top: 1px solid black; width: 100%; margin-bottom: 5px;"/> <hr style="border: none; border-top: 1px solid black; width: 10%; margin: 0 auto;"/> <hr style="border: none; border-top: 1px solid black; width: 100%; margin-top: 5px;"/> <hr style="border: none; border-top: 1px solid black; width: 100%;"/>	<hr style="border: none; border-top: 1px solid black; width: 100%; margin-bottom: 5px;"/> <hr style="border: none; border-top: 1px solid black; width: 10%; margin: 0 auto;"/> <hr style="border: none; border-top: 1px solid black; width: 100%;"/>	<hr style="border: none; border-top: 1px solid black; width: 100%; margin-bottom: 5px;"/> <hr style="border: none; border-top: 1px solid black; width: 10%; margin: 0 auto;"/> <hr style="border: none; border-top: 1px solid black; width: 100%;"/>	<hr style="border: none; border-top: 1px solid black; width: 100%; margin-bottom: 5px;"/> <hr style="border: none; border-top: 1px solid black; width: 100%; margin-top: 5px;"/> <hr style="border: none; border-top: 1px solid black; width: 100%;"/>
_____		<input type="text"/>	<input type="text"/>	<input type="text"/>
_____		<input type="text"/>	<input type="text"/>	<input type="text"/>
_____ _____		<input type="text"/>	<input type="text"/>	<input type="text"/>
_____ _____		<input type="text"/>	<input type="text"/>	<input type="text"/>
_____		<input type="text"/>	<input type="text"/>	<input type="text"/>
_____ _____		<input type="text"/>	<input type="text"/>	<input type="text"/>

		<input type="text"/>	<input type="text"/>	<input type="text"/>
		<input type="text"/>	<input type="text"/>	<input type="text"/>
Total women				
Total (men+women)				

Part H - New Hires, Full-time St

American Indian or Alaska Native	<input type="text" value="0"/>	<input type="text" value="0"/>	<input type="text" value="0"/>	<input type="text" value="0"/>	<input type="text" value="0"/>	0
Asian	<input type="text" value="0"/>	<input type="text" value="0"/>	<input type="text" value="1"/>	<input type="text" value="0"/>	<input type="text" value="0"/>	2
Black or African American	<input type="text" value="1"/>	<input type="text" value="0"/>	<input type="text" value="6"/>	<input type="text" value="0"/>	<input type="text" value="0"/>	24
Native Hawaiian or Other Pacific Islander	<input type="text" value="0"/>	<input type="text" value="0"/>	<input type="text" value="0"/>	<input type="text" value="0"/>	<input type="text" value="0"/>	0
White	<input type="text" value="4"/>	<input type="text" value="0"/>	<input type="text" value="16"/>	<input type="text" value="0"/>	<input type="text" value="0"/>	72
Two or more races	<input type="text" value="1"/>	<input type="text" value="0"/>	<input type="text" value="0"/>	<input type="text" value="0"/>	<input type="text" value="0"/>	4
Race and ethnicity unknown	<input type="text" value="1"/>	<input type="text" value="0"/>	<input type="text" value="3"/>	<input type="text" value="0"/>	<input type="text" value="0"/>	26
Total women	7	0	27	0	0	134
Total (men+women)	23	0	32	10	0	223

Prepared by

The name of the preparer is being collected so that we can follow up with the appropriate person in the event that there are questions concerning the data. The Keyholder will be copied on all email correspondence to other preparers.

The time it took to prepare this component is being collected so that we can continue to improve our estimate of the reporting burden associated with IPEDS. Please include in your estimate the time it took for you to review instructions, query and search data sources, complete and review the co

<input type="radio"/>		<input type="radio"/>		<input type="radio"/>		
<input type="radio"/>		<input type="radio"/>		<input type="radio"/>		

--	--	--	--	--	--	--	--	--	--

Institution: University of Missouri-St Louis (178420)

User ID: 29C0011

Summary**Human Resources Component Summary**

IPEDS collects important information regarding your institution. All data reported in IPEDS survey components become available in the IPEDS Data Center and appear as aggregated data in various Department of Education reports. Additionally, some of the reported data appears specifically for your institution through the College Navigator website and is included in your institution's Data Feedback Report (DFR). The purpose of this summary is to provide you an opportunity to view some of the data that, when accepted through the IPEDS quality control process, will appear on the College Navigator website and/or your DFR. College Navigator is updated approximately three months after the data collection period closes and Data Feedback Reports will be available through the [Data Center](#) and sent to your institution's CEO in November 2018.

Please review your data for accuracy. If you have questions about the data displayed below after reviewing the data reported on the survey screens, please contact the IPEDS Help Desk at: 1-877-225-2568 or ipedshelp@rti.org.

Number of staff by employment status and occupational category: Fall 2018			
Occupational category	Reported values		FTE staff
	Number of full-time staff	Number of part-time staff	
Total number of staff	1,334	545	1,516
Instructional Staff	407	329	517
Primary Instruction	405	327	514
Exclusively credit	405	327	514
Exclusively not-for-credit	0	0	0
Combined credit/not-for-credit	0	0	0
Instruction/research/public service	2	2	3
Research Staff	6	0	6
Public Service Staff	13	30	23
Library and Student and Academic Affairs and Other Education Services Occupations SOC	25	3	26
Librarians, Curators, and Archivists SOC 25-4000	17	0	17
Archivists, Curators, and Museum Technicians SOC 25-4010	0	0	0
Librarians SOC 25-4020	17	0	17
Library Technicians SOC 25-4030	0	0	0
Student and Academic Affairs and Other Education Services Occupations SOC 25-2000 + 25-3000 + 25-9000	8	3	9
Management Occupations SOC 11-0000	125	7	127
Business and Financial Operations Occupations SOC 13-0000	126	6	128
Computer, Engineering, and Science Occupations SOC 15-0000 + 17-0000 + 19-0000	108	32	119
	222	32	233

Edit Report

Human Resources

University of Missouri-St Louis (178420)

Source	Description	Severity	Resolved	Options
--------	-------------	----------	----------	---------

Perform Edits	The number of newly hired, full-time Research staff reported for Nonresident alien men in Part H (1) exceeds the total number of these staff reported in Part B (0). Please correct your data. (Error #1050)	Fatal	Yes	
---------------	--	-------	-----	--

Reason:	Overridden by administrator. Institution indicates that these staff were hired between 11/1/17 - 10/31/18 but were no longer on the payroll as of 11/1/2018. RD			
---------	---	--	--	--

Related Screens:	B1 - FT Non-instructional, Occupation - 1, H - New Hires, Occupation - 1			
------------------	--	--	--	--

Perform Edits	The number of newly hired, full-time men of Race and ethnicity unknown in			
---------------	---	--	--	--

--	--	--	--	--

--	--	--	--	--

--	--	--	--	--

--	--	--	--	--

--	--	--	--	--

--	--	--	--	--

--	--	--	--	--

--	--	--	--	--

--	--	--	--	--

--	--	--	--	--

--	--	--	--	--

--	--	--	--	--

--	--	--	--	--

--	--	--	--	--

--	--	--	--	--

--	--	--	--	--

--	--	--	--	--

Upload File	This number is outside the expected range of between 127 and 263 based on the prior year value. Please correct your data or explain. (Error #1387)	Explanation	Yes	
Reason:	Upon review of some management positions, several have been re-classified into a specific occupation grouping.			
Upload File	This number is outside the expected range of between 52 and 106 based on the prior year value. Please correct your data or explain. (Error #1387)	Explanation	Yes	
Reason:	Upon review of some management positions, several have been re-classified into a specific occupation grouping.			

Upload File	This number is outside the expected range of between 1 and 30 based on the prior year value. Please correct your data or explain. (Error #1387)	Explanation	Yes	
Reason:	There are no part-time Research staff this year.			

Upload File	This number is outside the expected range of between 1 and 30 based on the prior year value. Please correct your data or explain. (Error #1387)	Explanation	Yes	
Reason:	There are no part-time Sales related staff this year.			

Upload File	This number is outside the expected range of between 1 and 30 based on the prior year value. Please correct your data or explain. (Error #1387)	Explanation	Yes	
Reason:	There are no part-time On Tenure Track faculty this year.			